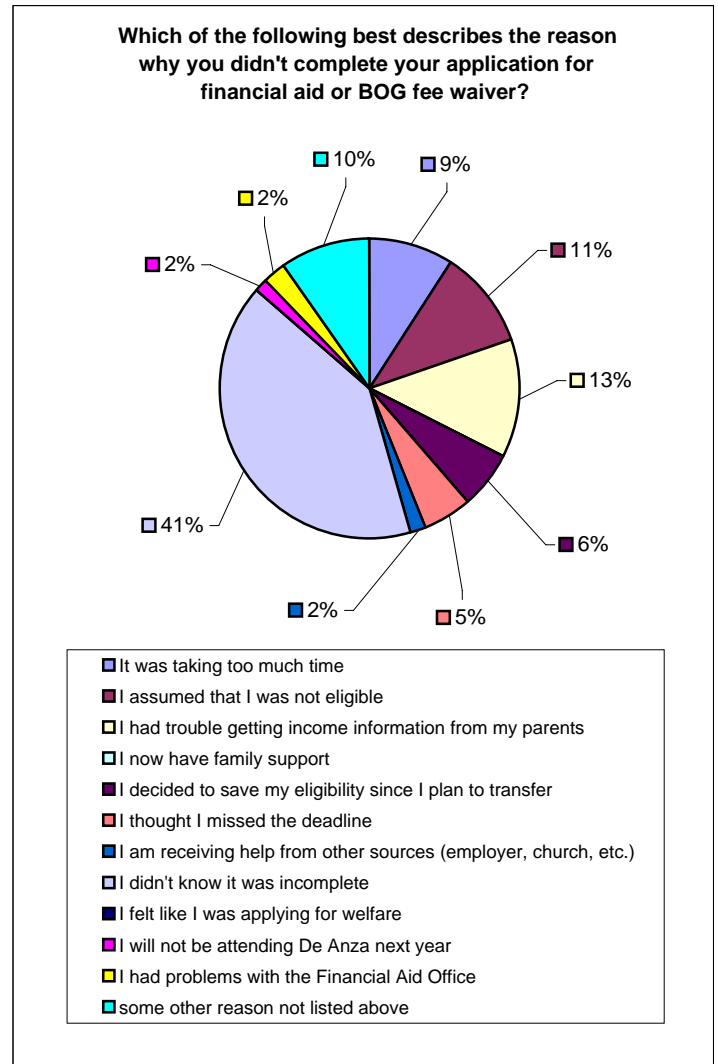


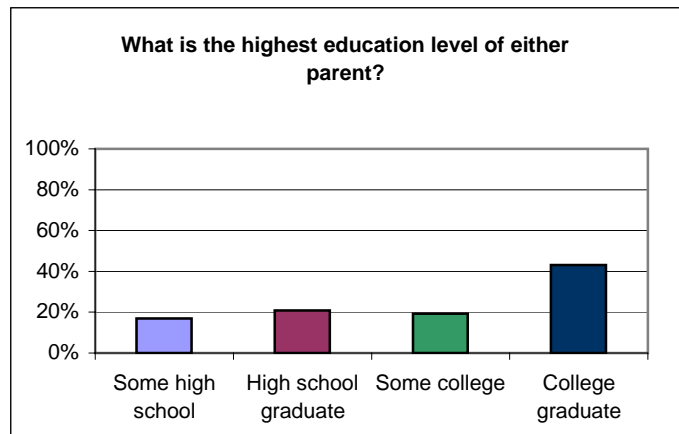
2. Which of the following best describes the reason why you didn't complete your application for financial aid or BOG fee waiver?

Label	Frequency	Percent
It was taking too much time	12	9%
I assumed that I was not eligible	14	11%
I had trouble getting income information from my parents	17	13%
I now have family support	0	0%
I decided to save my eligibility since I plan to transfer	8	6%
I thought I missed the deadline	7	5%
I am receiving help from other sources (employer, church, etc.)	2	2%
I didn't know it was incomplete	54	41%
I felt like I was applying for welfare	0	0%
I will not be attending De Anza next year	2	2%
I had problems with the Financial Aid Office	3	2%
some other reason not listed above	13	10%
Total Valid	132	100%
Total Missing	3	
Total	135	



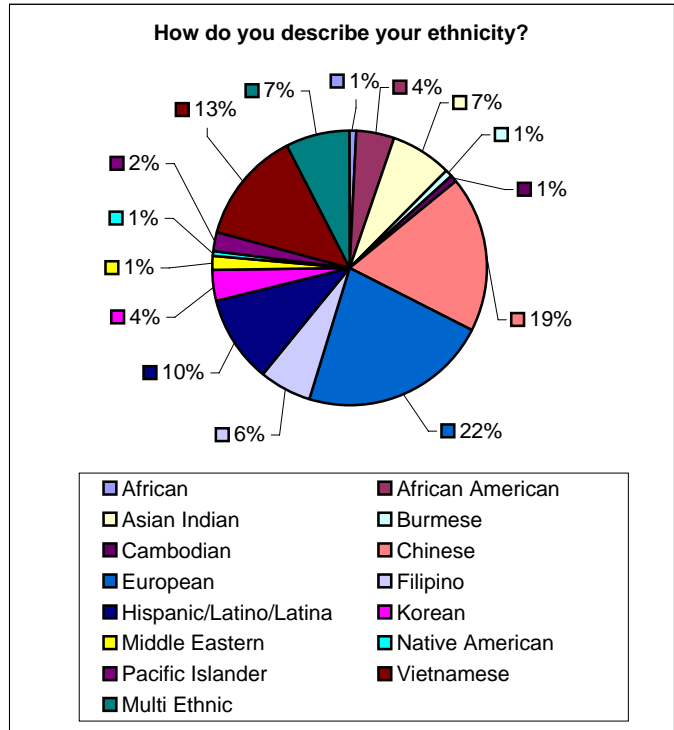
3. What is the highest education level of either parent?

Label	Frequency	Percent
Some high school	22	17%
High school graduate	27	21%
Some college	25	19%
College graduate	56	43%
Total Valid	130	100%
Total Missing	5	
Total	135	



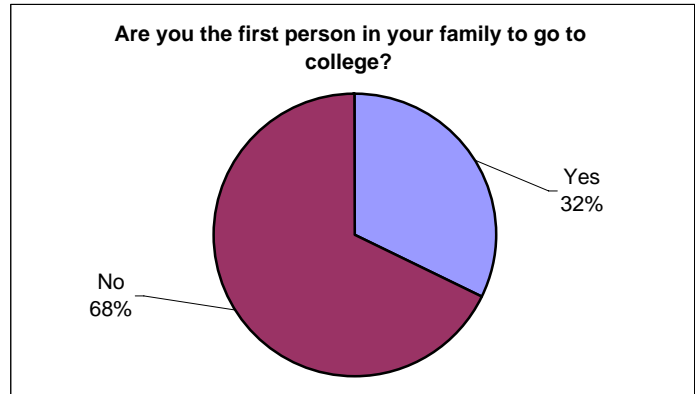
4. How do you describe your ethnicity?

Label	Frequency	Percent
African	1	1%
African American	6	4%
Asian Indian	10	7%
Burmese	1	1%
Cambodian	1	1%
Chinese	25	19%
European	30	22%
Filipino	8	6%
Hispanic/Latino/Latina	14	10%
Korean	5	4%
Middle Eastern	2	1%
Native American	1	1%
Pacific Islander	3	2%
Vietnamese	18	13%
Multi Ethnic	10	7%
Total Valid	135	100%
Total Missing	0	
Total	135	



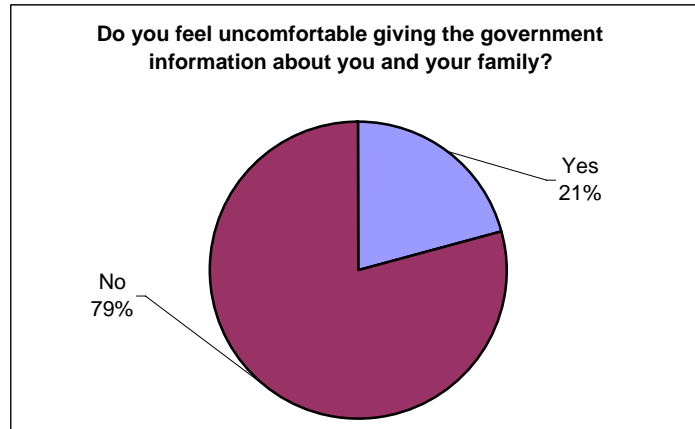
5. Are you the first person in your family to go to college?

Label	Frequency	Percent
Yes	43	32%
No	91	68%
Total Valid	134	100%
Total Missing	1	
Total	135	



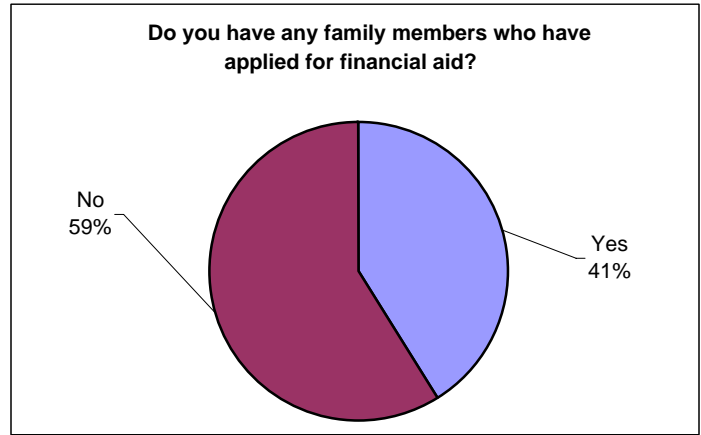
6. Do you feel uncomfortable giving the government information about you and your family?

Label	Frequency	Percent
Yes	27	21%
No	103	79%
Total Valid	130	100%
Total Missing	5	
Total	135	



7. Do you have any family members who have applied for financial aid?

Label	Frequency	Percent
Yes	55	41%
No	79	59%
Total Valid	134	100%
Total Missing	1	
Total	135	



8. Are you aware that De Anza College offers personal assistance and financial aid workshops to help you fill out the financial aid forms?

Label	Frequency	Percent
Yes	63	47%
No	71	53%
Total Valid	134	100%
Total Missing	1	
Total	135	

