

March 24, 2006

DRAFT

TO: Marcy Betlach

FROM: Andrew LaManque, De Anza Research,  
Dianne Mak, Student Assistant

SUBJECT: LinC Class Survey, Winter 2006

The Winter 2006 survey was conducted in March 2006 and included the following sections:

Mind Control: Persuasion and Propaganda (PSYC 1-06D and SPCH 10-11D)  
Listening to Earth! Speaking for Earth! (SPCH 10-19D and EWRT 1A-34D)  
The Safest Lie Is the Truth (LART 100-01D)  
Experiences and Expressions (LART 100-02D).

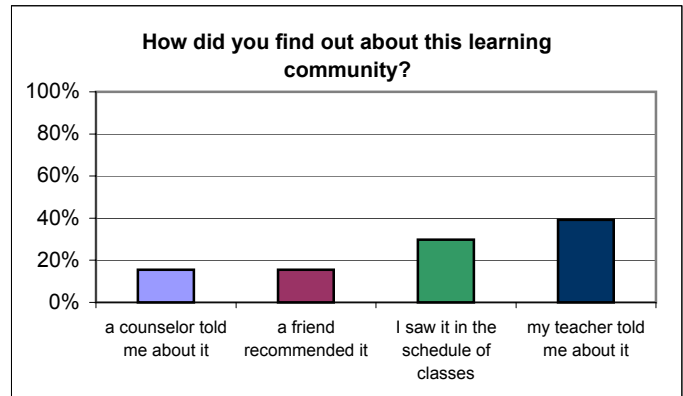
A total of 105 students responded, including 15-25 students in each section. The attached tabulations and graphs are an aggregate of the responses for all sections. Important highlights include:

- 35% of the students enrolled in the learning community because class times worked best with students' schedule.
- 33% of the students enrolled in the learning community because of its interesting concept.
- 86% of the students very often or often worked with classmates during class.
- Around 90% of the students' writing and speaking benefited some, much, or very much.
- 98% of the students had at least a little friendly, supportive, or helpful relationship with their classmates and teachers in the learning community.
- 42% of the students reported learning more effectively after completing a learning community class.
- 48% of the students often connected and integrated ideas, concepts or skills from the different classes in the learning community.
- 95% of the students had at least a good overall educational experience in the learning community.
- 98% of the students reported that they would recommend this learning community to a friend or a family member.

**DRAFT**

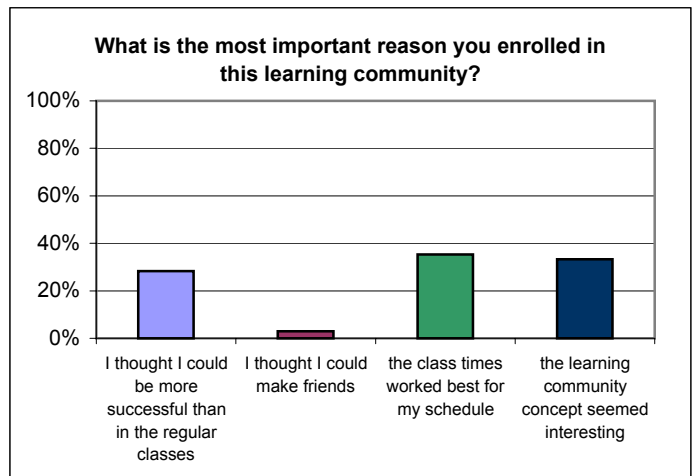
1. How did you find out about this learning community?

Response	Number	Percent
a counselor told me about it	13	15%
a friend recommended it	13	15%
I saw it in the schedule of classes	25	30%
my teacher told me about it	33	39%
Total Valid	84	100%
Total Missing	21	
Total	105	



2. What is the most important reason you enrolled in this learning community?

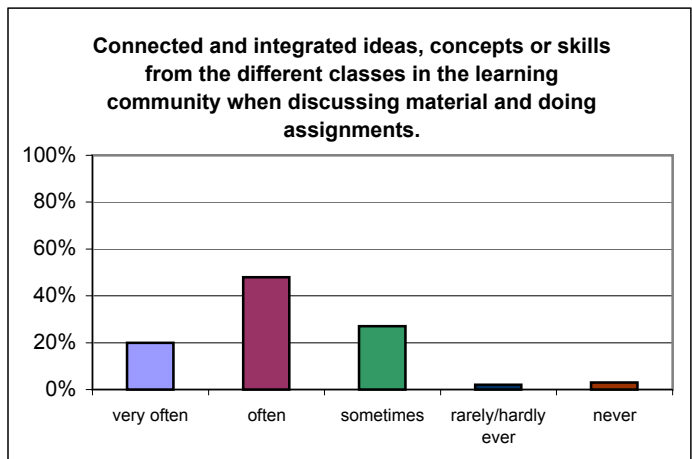
Response	Number	Percent
I thought I could be more successful than in the regular classes	28	28%
I thought I could make friends	3	3%
the class times worked best for my schedule	35	35%
the learning community concept seemed interesting	33	33%
Total Valid	99	100%
Total Missing	6	
Total	105	



**In this learning community, how often have you done items #3-16?**

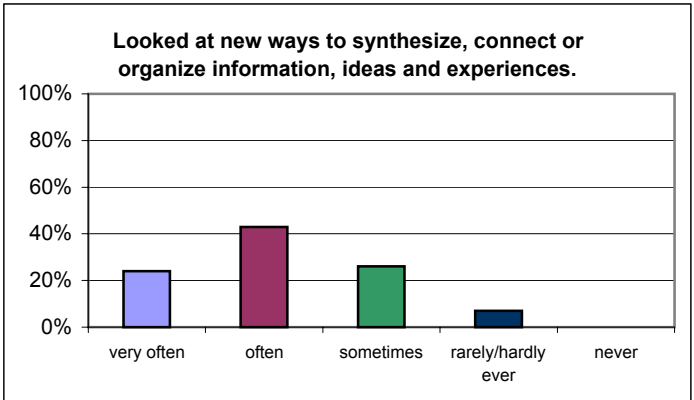
3. Connected and integrated ideas, concepts or skills from the different classes in the learning community when discussing material and doing assignments.

Response	Number	Percent
very often	20	20%
often	48	48%
sometimes	27	27%
rarely/hardly ever	2	2%
never	3	3%
Total Valid	100	100%
Total Missing	5	
Total	105	



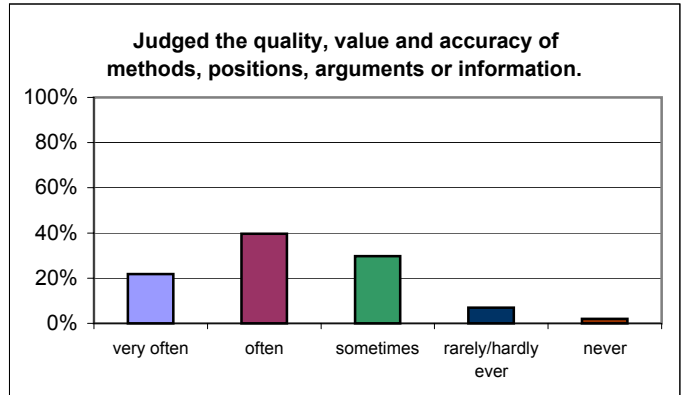
4. Looked at new ways to synthesize, connect or organize information, ideas and experiences.

Response	Number	Percent
very often	24	24%
often	43	43%
sometimes	26	26%
rarely/hardly ever	7	7%
never	0	0%
Total Valid	100	100%
Total Missing	5	
Total	105	



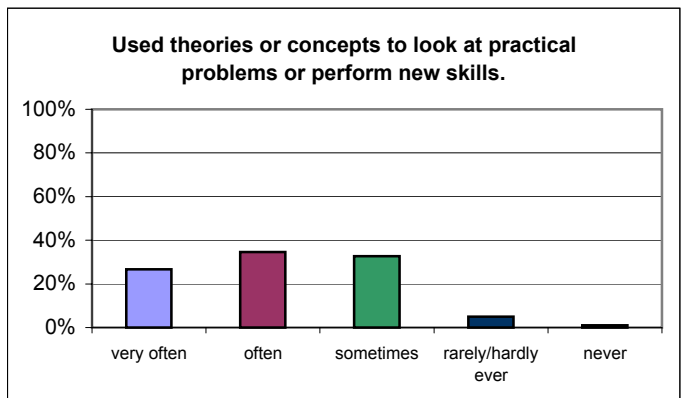
5. Judged the quality, value and accuracy of methods, positions, arguments or information.

Response	Number	Percent
very often	22	22%
often	40	40%
sometimes	30	30%
rarely/hardly ever	7	7%
never	2	2%
Total Valid	101	100%
Total Missing	4	
Total	105	



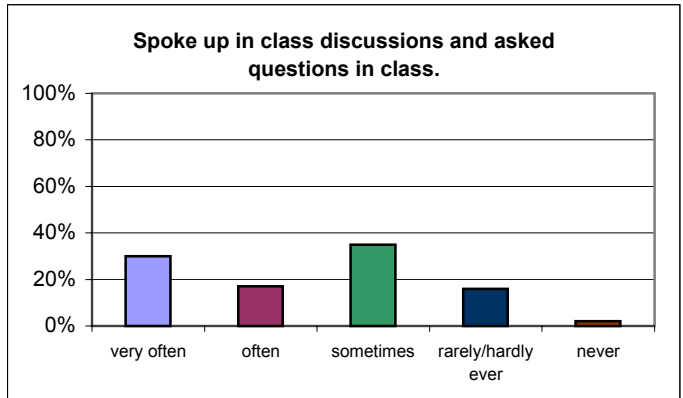
6. Used theories or concepts to look at practical problems or perform new skills.

Response	Number	Percent
very often	27	27%
often	35	35%
sometimes	33	33%
rarely/hardly ever	5	5%
never	1	1%
Total Valid	101	100%
Total Missing	4	
Total	105	



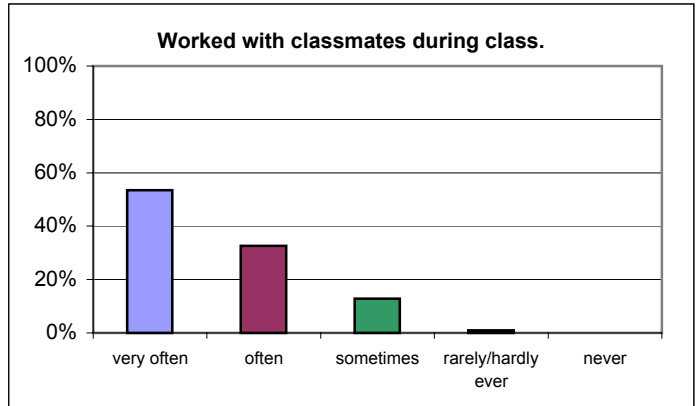
7. Spoke up in class discussions and asked questions in class.

Response	Number	Percent
very often	30	30%
often	17	17%
sometimes	35	35%
rarely/hardly ever	16	16%
never	2	2%
Total Valid	100	100%
Total Missing	5	
Total	105	



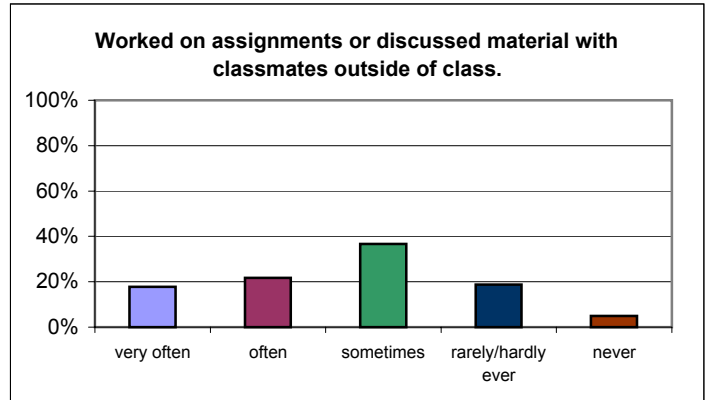
8. Worked with classmates during class.

Response	Number	Percent
very often	54	53%
often	33	33%
sometimes	13	13%
rarely/hardly ever	1	1%
never	0	0%
Total Valid	101	100%
Total Missing	4	
Total	105	



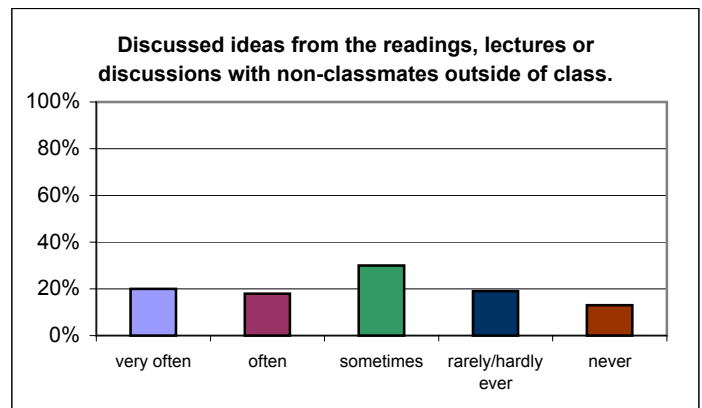
9. Worked on assignments or discussed material with classmates outside of class.

Response	Number	Percent
very often	18	18%
often	22	22%
sometimes	37	37%
rarely/hardly ever	19	19%
never	5	5%
Total Valid	101	100%
Total Missing	4	
Total	105	



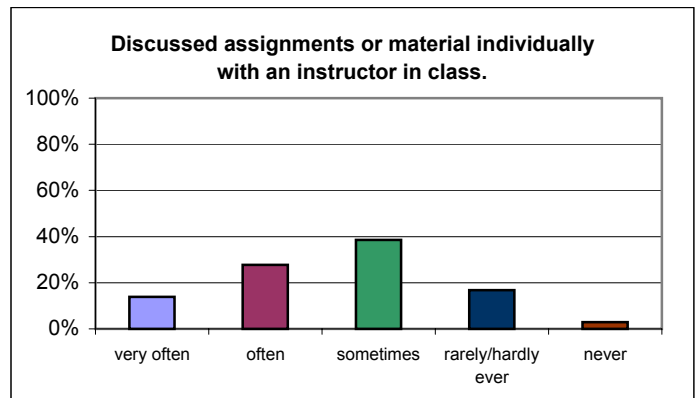
10. Discussed ideas from the readings, lectures or discussions with non-classmates outside of class.

Response	Number	Percent
very often	20	20%
often	18	18%
sometimes	30	30%
rarely/hardly ever	19	19%
never	13	13%
Total Valid	100	100%
Total Missing	5	
Total	105	



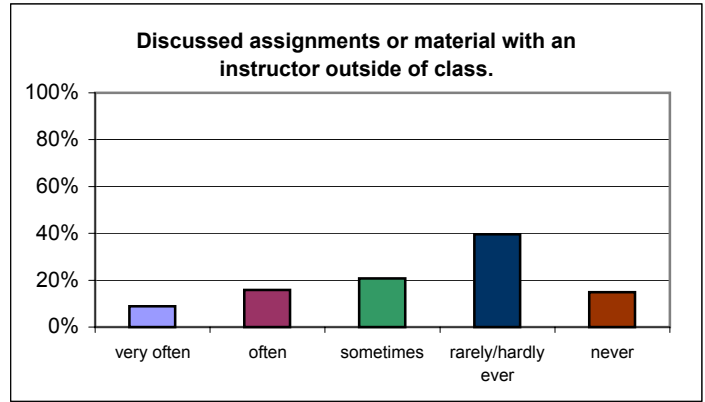
11. Discussed assignments or material individually with an instructor in class.

Response	Number	Percent
very often	14	14%
often	28	28%
sometimes	39	39%
rarely/hardly ever	17	17%
never	3	3%
Total Valid	101	100%
Total Missing	4	
Total	105	



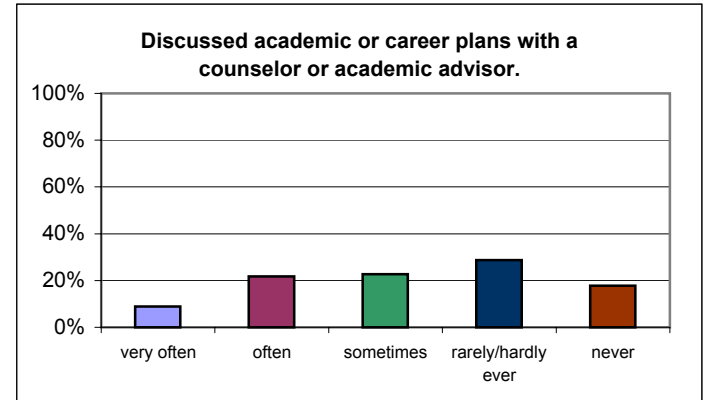
12. Discussed assignments or material with an instructor outside of class.

Response	Number	Percent
very often	9	9%
often	16	16%
sometimes	21	21%
rarely/hardly ever	40	40%
never	15	15%
Total Valid	101	100%
Total Missing	4	
Total	105	



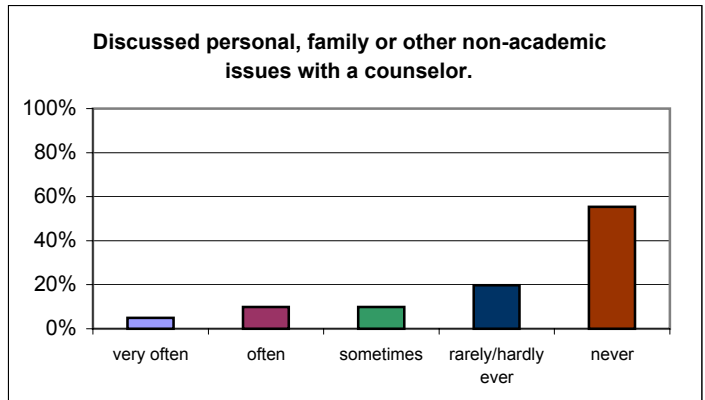
13. Discussed academic or career plans with a counselor or academic advisor.

Response	Number	Percent
very often	9	9%
often	22	22%
sometimes	23	23%
rarely/hardly ever	29	29%
never	18	18%
Total Valid	101	100%
Total Missing	4	
Total	105	



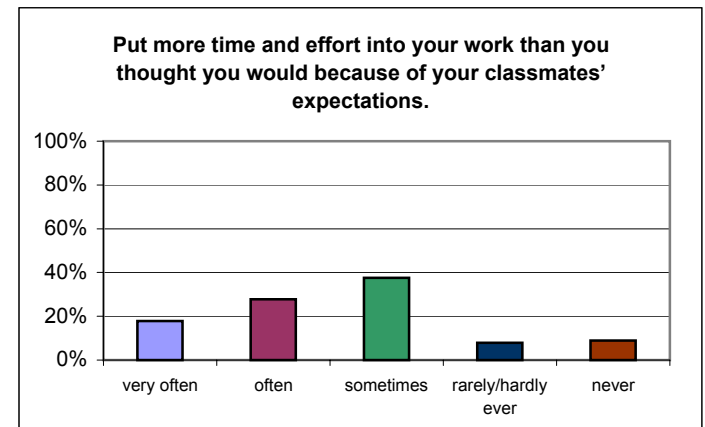
14. Discussed personal, family or other non-academic issues with a counselor.

Response	Number	Percent
very often	5	5%
often	10	10%
sometimes	10	10%
rarely/hardly ever	20	20%
never	56	55%
Total Valid	101	100%
Total Missing	4	
Total	105	



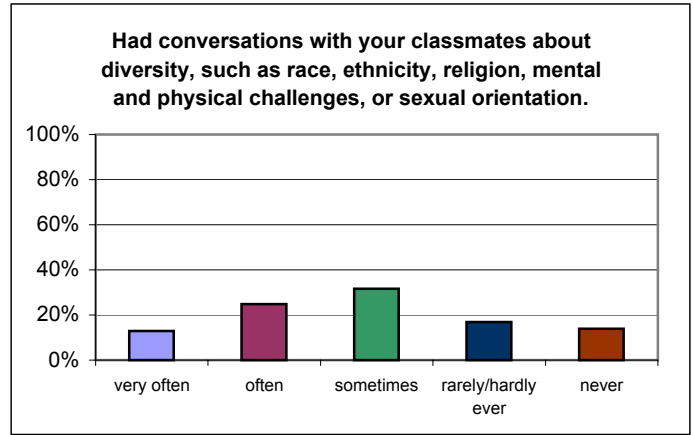
15. Put more time and effort into your work than you thought you would because of your classmates' expectations.

Response	Number	Percent
very often	18	18%
often	28	28%
sometimes	38	38%
rarely/hardly ever	8	8%
never	9	9%
Total Valid	101	100%
Total Missing	4	
Total	105	



16. Had conversations with your classmates about diversity, such as race, ethnicity, religion, mental and physical challenges, or sexual orientation.

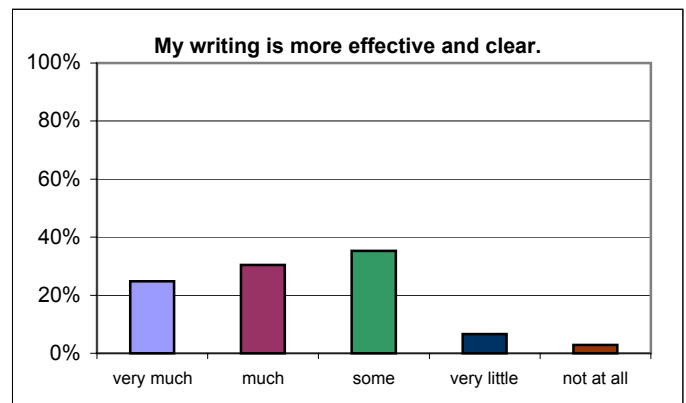
Response	Number	Percent
very often	13	13%
often	25	25%
sometimes	32	32%
rarely/hardly ever	17	17%
never	14	14%
Total Valid	101	100%
Total Missing	4	
Total	105	



**For #17-26, what benefits have you gotten by your experience in this learning community?**

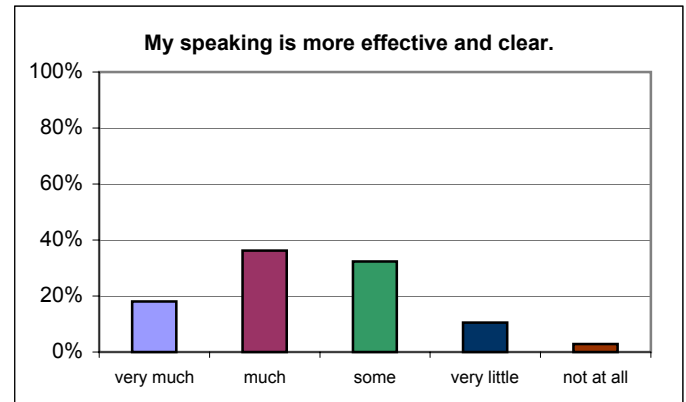
17. My writing is more effective and clear.

Response	Number	Percent
very much	26	25%
much	32	30%
some	37	35%
very little	7	7%
not at all	3	3%
Total Valid	105	100%
Total Missing	0	
Total	105	



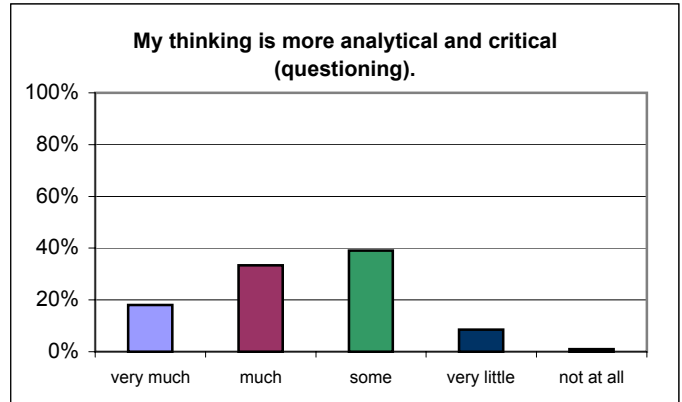
18. My speaking is more effective and clear.

Response	Number	Percent
very much	19	18%
much	38	36%
some	34	32%
very little	11	10%
not at all	3	3%
Total Valid	105	100%
Total Missing	0	
Total	105	



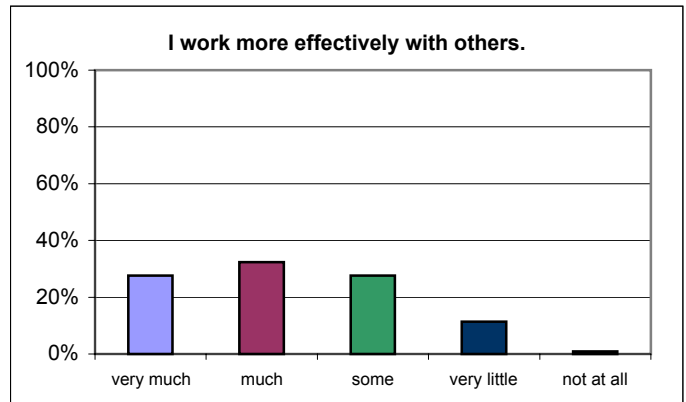
19. My thinking is more analytical and critical (questioning).

Response	Number	Percent
very much	19	18%
much	35	33%
some	41	39%
very little	9	9%
not at all	1	1%
Total Valid	105	100%
Total Missing	0	
Total	105	



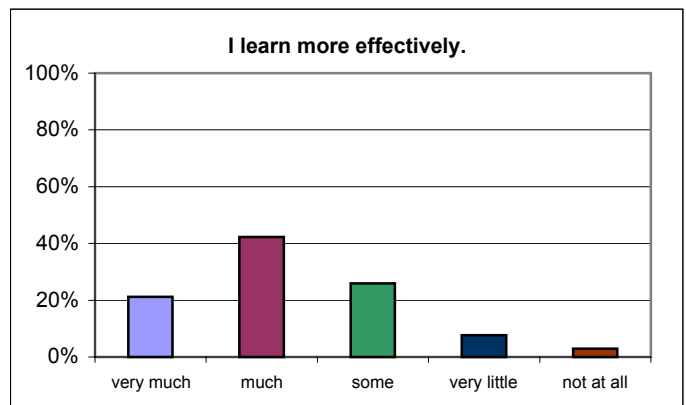
20. I work more effectively with others.

Response	Number	Percent
very much	29	28%
much	34	32%
some	29	28%
very little	12	11%
not at all	1	1%
Total Valid	105	100%
Total Missing	0	
Total	105	



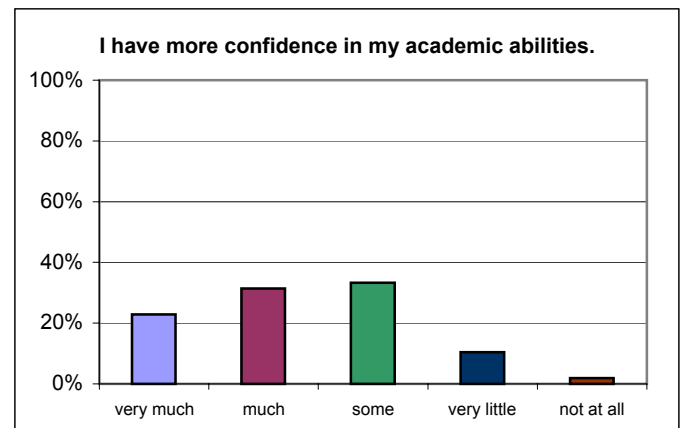
21. I learn more effectively.

Response	Number	Percent
very much	22	21%
much	44	42%
some	27	26%
very little	8	8%
not at all	3	3%
Total Valid	104	100%
Total Missing	1	
Total	105	



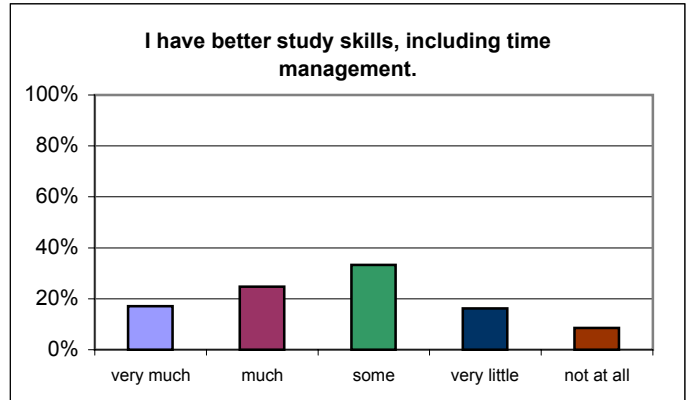
22. I have more confidence in my academic abilities.

Response	Number	Percent
very much	24	23%
much	33	31%
some	35	33%
very little	11	10%
not at all	2	2%
Total Valid	105	100%
Total Missing	0	
Total	105	



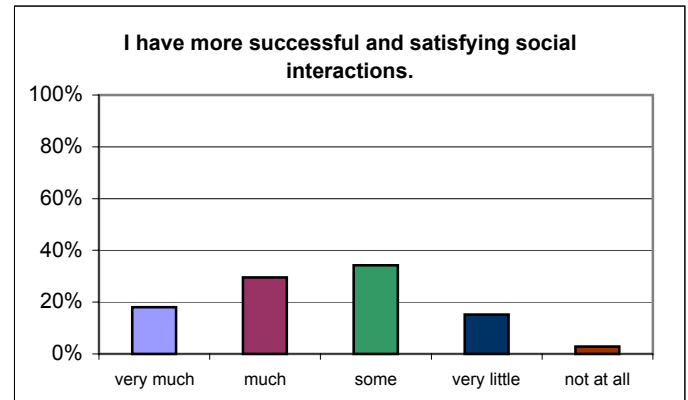
23. I have better study skills, including time management.

Response	Number	Percent
very much	18	17%
much	26	25%
some	35	33%
very little	17	16%
not at all	9	9%
Total Valid	105	100%
Total Missing	0	
Total	105	



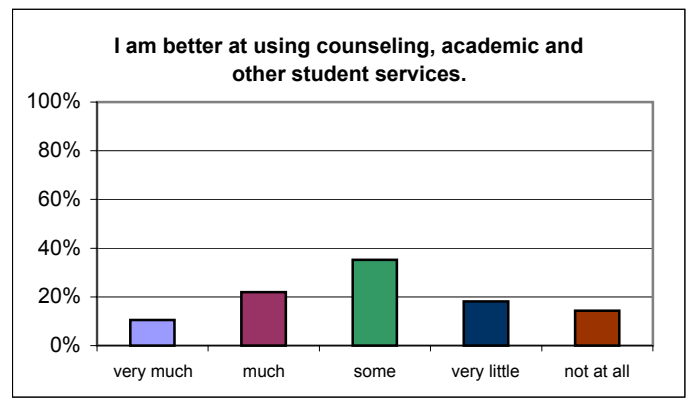
24. I have more successful and satisfying social interactions.

Response	Number	Percent
very much	19	18%
much	31	30%
some	36	34%
very little	16	15%
not at all	3	3%
Total Valid	105	100%
Total Missing	0	
Total	105	



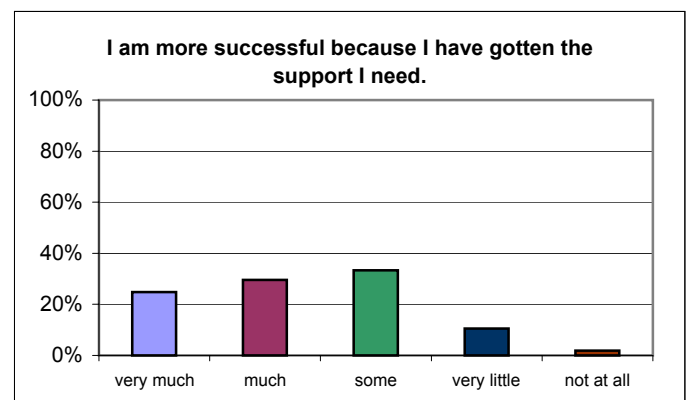
25. I am better at using counseling, academic and other student services.

Response	Number	Percent
very much	11	10%
much	23	22%
some	37	35%
very little	19	18%
not at all	15	14%
Total Valid	105	100%
Total Missing	0	
Total	105	



26. I am more successful because I have gotten the support I need.

Response	Number	Percent
very much	26	25%
much	31	30%
some	35	33%
very little	11	10%
not at all	2	2%
Total Valid	105	100%
Total Missing	0	
Total	105	

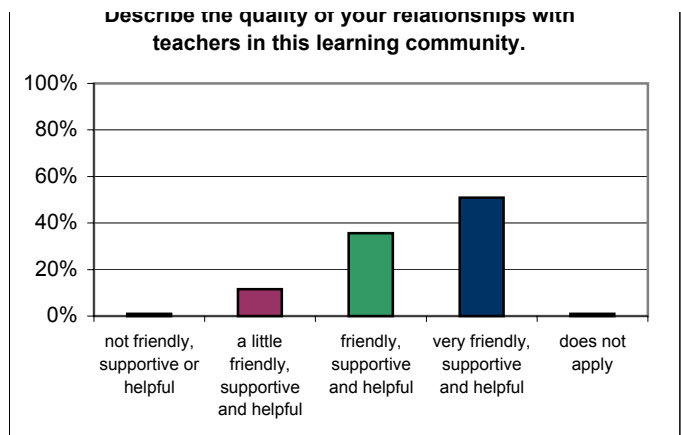


27. Describe the quality of your relationships with teachers in this learning community.

Describe the quality of your relationships with teachers in this learning community.

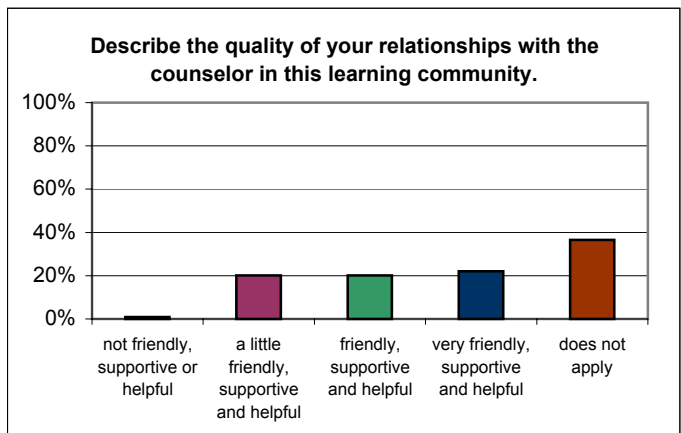


<u>Response</u>	<u>Number</u>	<u>Percent</u>
not friendly, supportive or helpful	1	1%
a little friendly, supportive and helpful	12	12%
friendly, supportive and helpful	37	36%
very friendly, supportive and helpful	53	51%
does not apply	1	1%
Total Valid	104	100%
Total Missing	1	
Total	105	



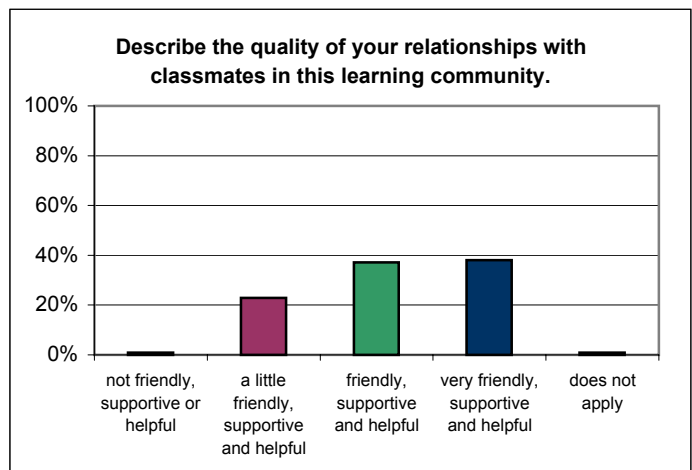
28. Describe the quality of your relationships with the counselor in this learning community.

<u>Response</u>	<u>Number</u>	<u>Percent</u>
not friendly, supportive or helpful	1	1%
a little friendly, supportive and helpful	21	20%
friendly, supportive and helpful	21	20%
very friendly, supportive and helpful	23	22%
does not apply	38	37%
Total Valid	104	100%
Total Missing	1	
Total	105	



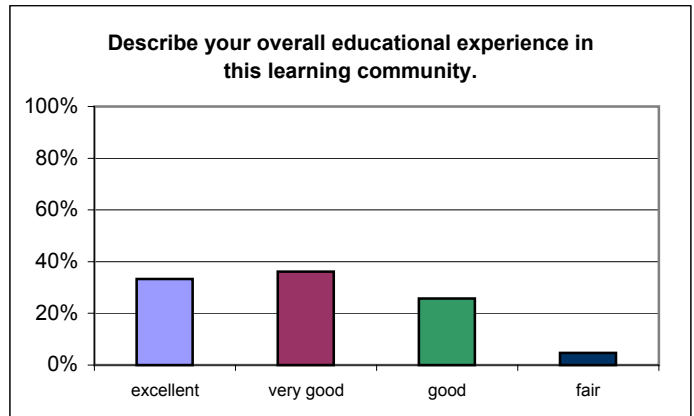
29. Describe the quality of your relationships with classmates in this learning community.

<u>Response</u>	<u>Number</u>	<u>Percent</u>
not friendly, supportive or helpful	1	1%
a little friendly, supportive and helpful	24	23%
friendly, supportive and helpful	39	37%
very friendly, supportive and helpful	40	38%
does not apply	1	1%
Total Valid	105	100%
Total Missing	0	
Total	105	



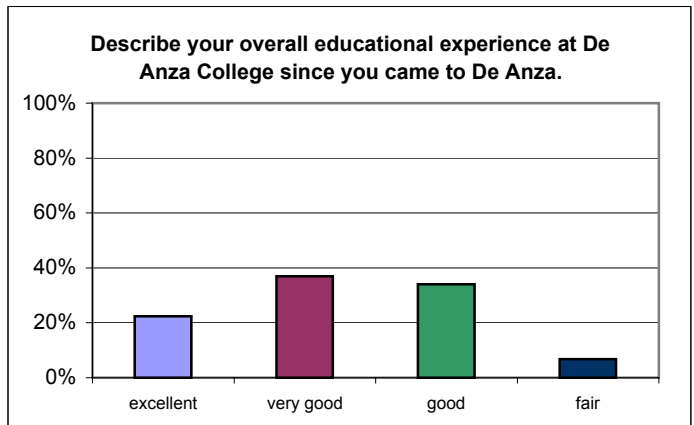
30. Describe your overall educational experience in this learning community.

Label	Number	Percent
excellent	35	33%
very good	38	36%
good	27	26%
fair	5	5%
Total Valid	105	100%
Total Missing	0	
Total	105	



31. Describe your overall educational experience at De Anza College since you came to De Anza.

Response	Number	Percent
excellent	23	22%
very good	38	37%
good	35	34%
fair	7	7%
Total Valid	103	100%
Total Missing	2	
Total	105	



32. Would you recommend this learning community to a friend or family member?

Response	Number	Percent
Yes	103	98%
No	2	2%
Total Valid	105	100%
Total Missing	0	
Total	105	

