

April 30, 2007

TO: Mayra Cruz, Department Chair Child Development

FROM: Andrew LaManque, De Anza Research
Dianne Mak, Student Assistant

SUBJECT: Mountain View-Los Altos Adult Education/
De Anza College ESL Survey, Spring 2007

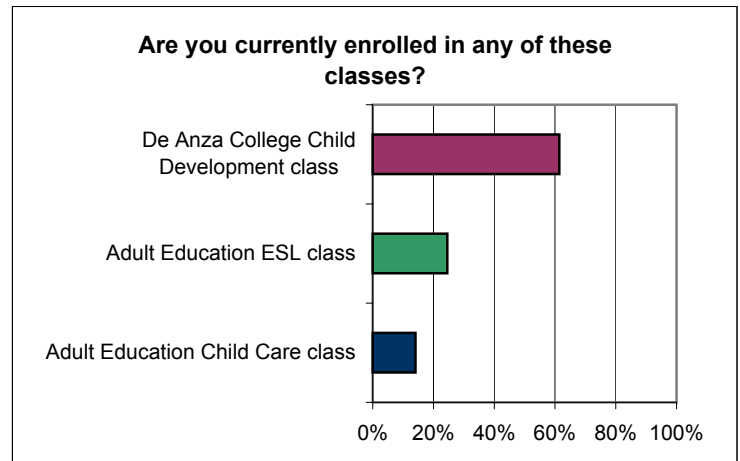
The Spring 2007 ESL survey (Spanish version) was conducted in April 16-20. A total of 66 students responded. Important highlights include:

- About 74% of the respondents are current Adult Education or De Anza students.
- 88% (56 of 64) of the students currently live in Mountain View (75%) and Sunnyvale (13%).
- 59% (37 of 63) of the students responded that they have completed 9 to 12 years of school.
- 76% (68 of 90 responses) of the students indicated that their primary goal is to become a better parent (39%) and an early childhood education teacher at a child care center (37%).
- 42% (40 of 96 responses) of the students responded that their limited English language skills are their primary obstacle for achieving their goal.
- 97% (62 of 64) of the students responded that they think it is necessary to learn more English to reach their goal.

2. Are you currently enrolled in any of these classes?

Label	N	%
Adult Education Child Care class	8	14%
Adult Education ESL class	14	25%
De Anza College Child Development class	35	61%
Total Responses	57	100%
Total Individuals	46	
Total Missing	20	
Total	66	

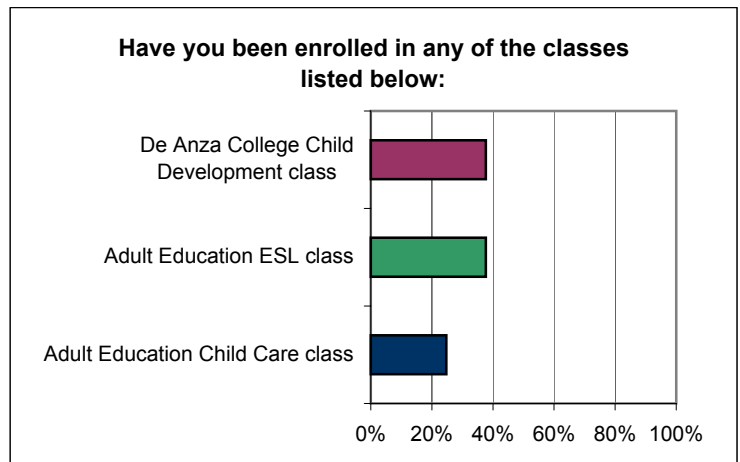
*NOTE: 9 individuals selected more than one choice.



3. Have you been enrolled in any of the classes listed below:

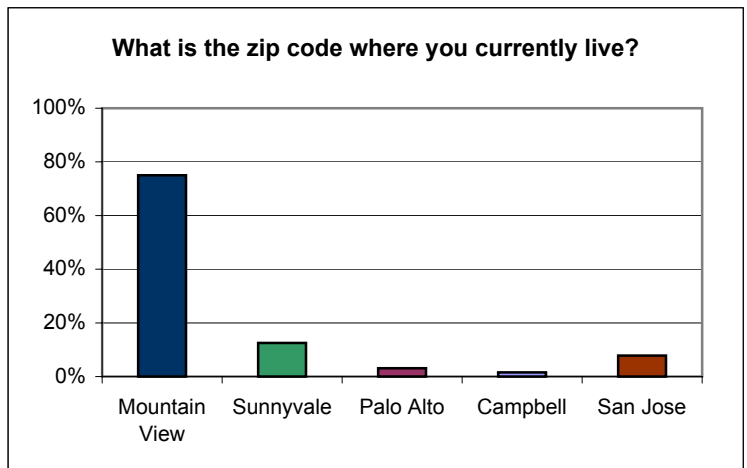
Label	N	%
Adult Education Child Care class	21	25%
Adult Education ESL class	32	38%
De Anza College Child Development class	32	38%
Total Responses	85	100%
Total Individuals	59	
Total Missing	5	
Total	66	

*NOTE: 22 individuals selected more than one choice.



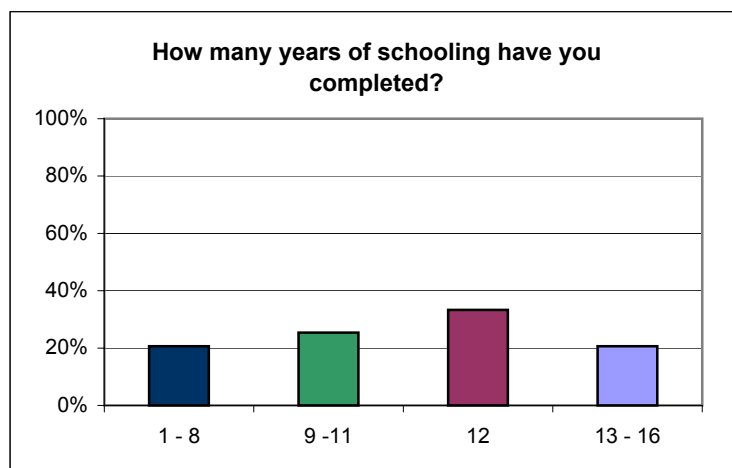
4. What is the zip code where you currently live?

Label	N	%
Mountain View (94040, 94041, 94043)	48	75%
Sunnyvale (94085, 94086, 94087, 94089)	8	13%
Palo Alto (94303, 94306)	2	3%
Campbell (95008)	1	2%
San Jose (95110, 95111, 95116, 95128)	5	8%
Total Valid	64	100%
Total Missing	2	
Total	66	



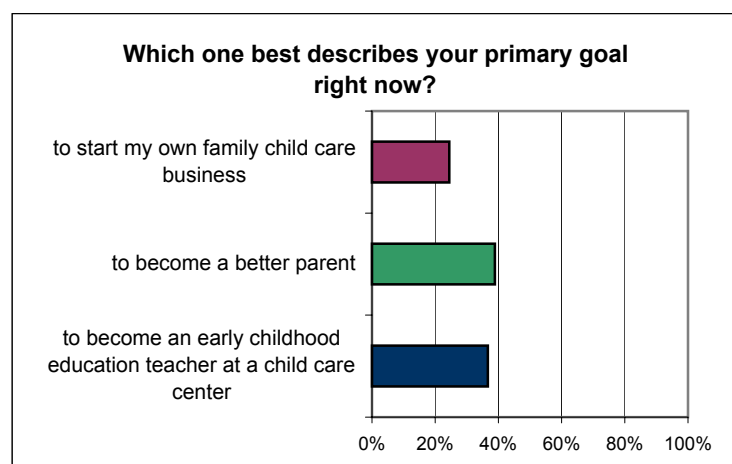
5. How many years of schooling have you completed?

Label	N	%
1 - 8	13	21%
9 -11	16	25%
12	21	33%
13 - 16	13	21%
Total Valid	63	100%
Total Missing	3	
Total	66	



6. Which one best describes your primary goal right now?

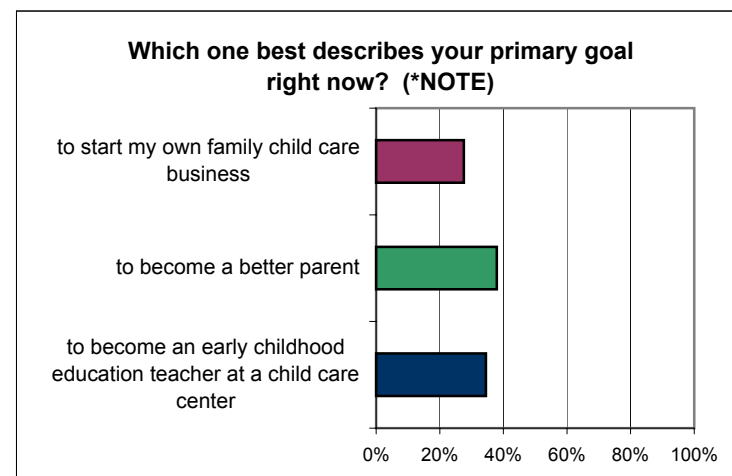
Label	N	%
to become an early childhood education teacher at a child care center	33	37%
to become a better parent	35	39%
to start my own family child care business	22	24%
Total Responses	90	100%
Total Individuals	62	
Total Missing	4	
Total	66	



*NOTE: 20 individuals selected more than one choice.

6a. Which one best describes your primary goal right now? (*NOTE: Only individuals that indicated limited English skills as an obstacle in #7 are included.)

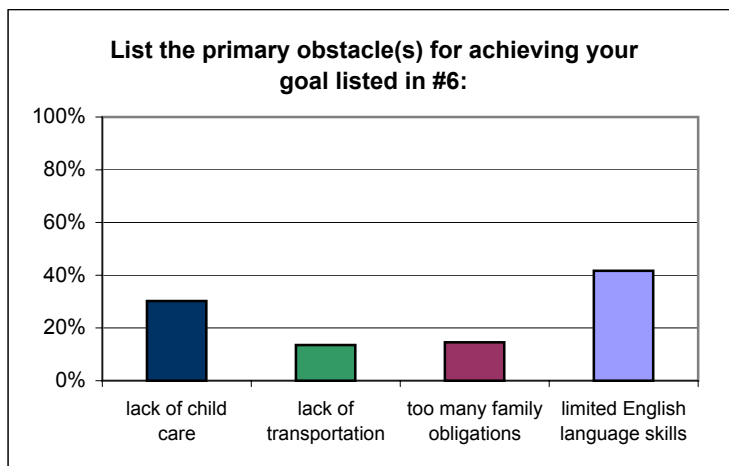
Label	N	%
to become an early childhood education teacher at a child care center	20	34%
to become a better parent	22	38%
to start my own family child care business	16	28%
Total Responses	58	100%
Total Individuals	40	
Total Missing	0	
Total	40	



7. List the primary obstacle(s) for achieving your goal listed in #6:

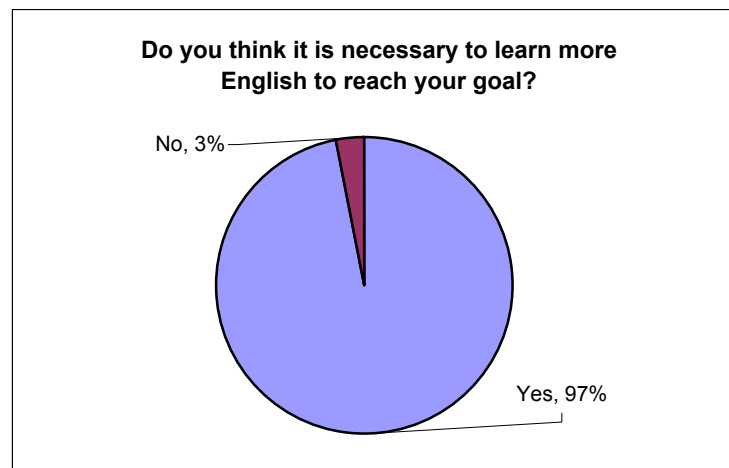
Label	N	%
lack of child care	29	30%
lack of transportation	13	14%
too many family obligations	14	15%
limited English language skills	40	42%
Total Responses	96	100%
Total Individuals	62	
Total Missing	4	
Total	66	

*NOTE: 26 individuals selected more than one choice.



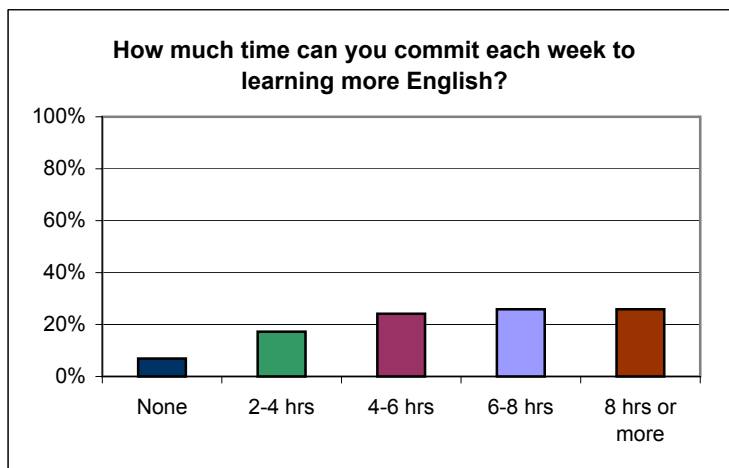
8. Do you think it is necessary to learn more English to reach your goal?

Label	N	%
Yes	62	97%
No	2	3%
Total Valid	64	100%
Total Missing	2	
Total	66	



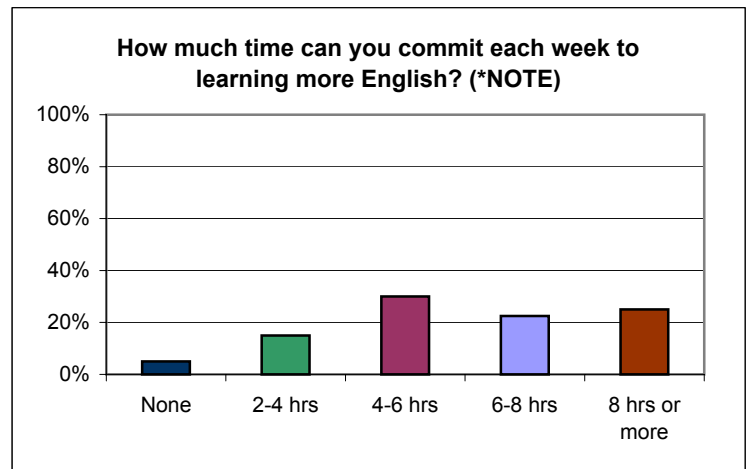
9. How much time can you commit each week to learning more English?

Label	N	%
None	4	7%
2-4 hrs	10	17%
4-6 hrs	14	24%
6-8 hrs	15	26%
8 hrs or more	15	26%
Total Individuals	58	100%
Total Missing	8	
Total	66	



9a. How much time can you commit each week to learning more English? (*NOTE: Only individuals that indicated limited English skills as an obstacle in #7 are included.)

Label	N	%
None	2	5%
2-4 hrs	6	15%
4-6 hrs	12	30%
6-8 hrs	9	23%
8 hrs or more	10	25%
Total Individuals	40	100%
Total Missing	0	
Total	40	



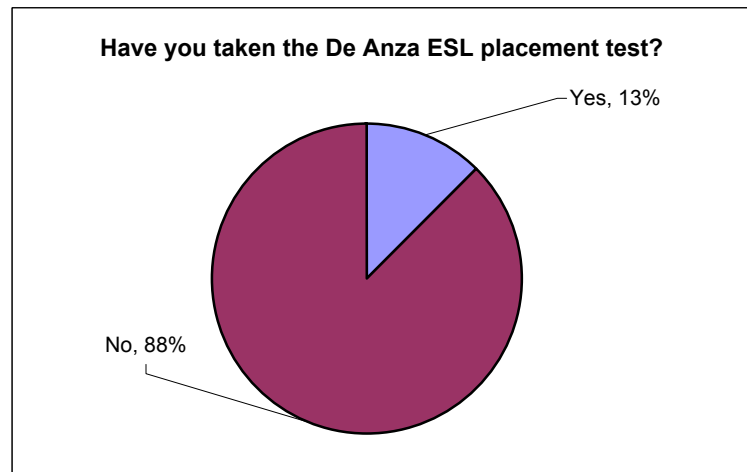
10. Are you currently enrolled in English as a Second language (ESL) classes?

Label	N	%
Yes	27	42%
No	37	58%
Total Valid	64	100%
Total Missing	2	
Total	66	



11. Have you taken the De Anza ESL placement test?

Label	N	%
Yes	8	13%
No	56	88%
Total Valid	64	100%
Total Missing	2	
Total	66	



12. If you are currently attending an ESL class, where are you enrolled?

Label	N	%
De Anza College	2	8%
Adult Education	18	75%
Other	4	17%
Total Individuals	24	100%
Total Missing	3	
Total	27	

