

April 2, 2009

TO: Matt Abrahams and Anu Khanna, LinC Program Coordinators

FROM: Andrew LaManque, De Anza Research  
Caitlin Tiffany, Student Assistant

SUBJECT: LinC Survey, Winter 2009

A survey of LinC program students was conducted at the end of the Winter quarter in 2009. Out of 334 students, 207 completed the online survey. The percentages from Fall 2008 were addressed if there was a significant change in trends.

LinC sections that participated in the survey include:

Reading Math, Solving Writing: Power, Patterns and Problems

- COUN080X55D
- MATH212.06D
- EWRT211.04D

Earth Laughs in Flowers: Embracing Nature in the Bay Area

- ESL 262.01D
- ESL 263.01D

Survivor: The Brave New World

- ESL 272.01D
- ESL 273.06D

Listening to Earth! Speaking for Earth!

- EWRT001B11D
- SPCH010.01D
- EWRT002.04D
- SPCH010.02D

LART200

- LART200.03D

LART211

- LART211.01D
- LART211.02D
- LART211.03D

Mind Control: Persuasion and Propaganda

- PSYC001.06D
- SPCH010.03D

In One Ear and Out the Other...Rethinking Education

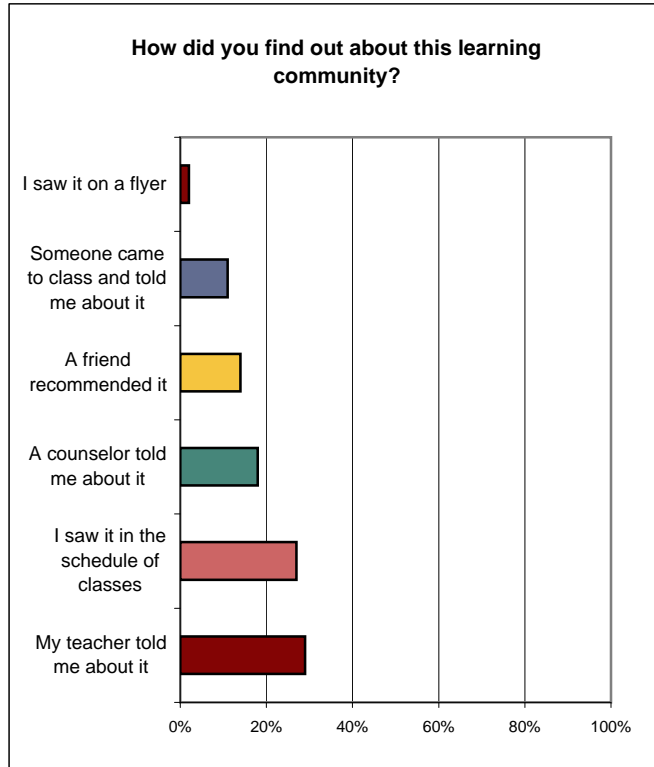
- PSYC001.07D
- SOC 001.03D

### Important Highlights Include:

- 29% of students found out about the LinC program because a teacher told them about it and 27% of students saw it in the schedule of classes.
- 32% of students enrolled in the program because they thought they could be more successful and 31% of students replied that the class times worked best with their schedules.
- 87% of students responded that they “often” or “very often” worked with classmates on assignments in class, and 35% of students replied that they “often” or “very often” worked with classmates outside of class. This is up from 28% in Fall 2008.
- 55% of students reported that they spoke up “often” or “very often” in class.
- 28% of students “often” or “very often” discussed academic or career plans with a counselor or academic advisor. This is up from 25% in Fall 2008.
- 44% of students responded that they were “much” or “very much” better at using counselors and academic services. This has greatly increased from 35% in Fall 2008 and 27% in Winter 2008.
- 54% of students responded that they learn “much” or “very much” more effectively. This is down from 59% in Fall 2008.
- 56% of students reported that they think “much” or “very much” more critically and analytically. This is up from 47% in Fall 2008.
- 59% of students replied that they are “much” or “very much” more confident in their academic skills.
- 63% of students responded that they are “much” or “very much” more successful because they have gotten the support they needed. This has greatly increased from 52% in Fall 2008.
- 92% of students replied that their overall educational experience in this learning community was “good,” “very good,” or “excellent.” This is up from 88% in Fall 2008.
- 91% of students reported that their overall educational experience at De Anza College since they came to De Anza was “good,” “very good,” or “excellent.”
- 95% of students would recommend this program to friends or family members.

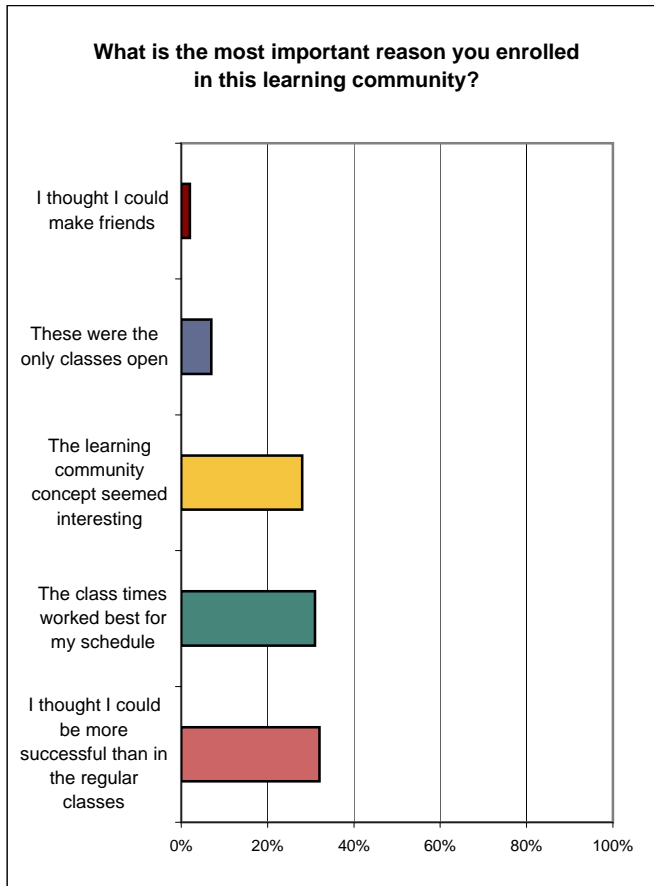
1. How did you find out about this learning community?

Response	Number	Percent
I saw it on a flyer	3	2%
Someone came to class and told me about it	22	11%
A friend recommended it	26	14%
A counselor told me about it	34	18%
I saw it in the schedule of classes	52	27%
My teacher told me about it	55	29%
Total Valid	192	100%
Total	207	



2. What is the most important reason you enrolled in this learning community?

Response	Number	Percent
I thought I could make friends	3	2%
These were the only classes open	13	7%
The learning community concept seemed interesting	54	28%
The class times worked best for my schedule	60	31%
I thought I could be more successful than in the regular classes	61	32%
Total Valid	191	100%
Total	207	



**In this learning community, how often have you done items #3-16?**

Question	Never		Rarely/ Hardly Ever		Sometimes		Often		Very Often		Total Respondents	Total Students
	N	%	N	%	N	%	N	%	N	%	N	N
3. Connected and integrated ideas, concepts or skills from the different classes in the learning community when discussing material and doing assignments.	4	2%	12	6%	48	25%	77	40%	52	27%	193	207
4. Looked at new ways to synthesize, connect or organize information, ideas and experiences.	3	2%	4	2%	58	30%	91	47%	37	19%	193	207
5. Judged the quality, value and accuracy of methods, positions, arguments or	7	4%	11	6%	55	29%	83	43%	36	19%	192	207
6. Used theories or concepts to look at practical problems or perform new skills.	4	2%	15	8%	59	31%	72	38%	42	22%	192	207
7. Spoke up in class discussions and asked questions in class.	4	2%	21	11%	61	32%	47	24%	59	31%	192	207
8. Worked with classmates during class.	0	0%	3	2%	21	11%	75	39%	92	48%	191	207
9. Worked on assignments or discussed material with classmates outside of class.	12	6%	44	23%	69	36%	41	21%	26	14%	192	207
10. Discussed ideas from the readings, lectures or discussions with non-classmates outside of class.	22	11%	38	20%	72	37%	45	23%	16	8%	193	207
11. Discussed assignments or material individually with an instructor in class.	6	3%	36	19%	68	35%	57	30%	26	13%	193	207
12. Discussed assignments or material with an instructor outside of class.	50	26%	48	25%	58	30%	25	13%	11	6%	192	207
13. Discussed academic or career plans with a counselor or academic advisor.	40	21%	42	22%	58	30%	34	18%	19	10%	193	207
14. Discussed personal, family or other non-academic issues with a counselor.	105	55%	40	21%	25	13%	17	9%	5	3%	192	207
15. Put more time and effort into your work than you thought you would because of your classmates' expectations.	14	7%	26	14%	76	40%	53	28%	23	12%	192	207
16. Had conversations with your classmates about diversity, such as race, ethnicity, religion, mental and physical challenges, or sexual orientation.	19	10%	31	16%	64	33%	46	24%	33	17%	193	207

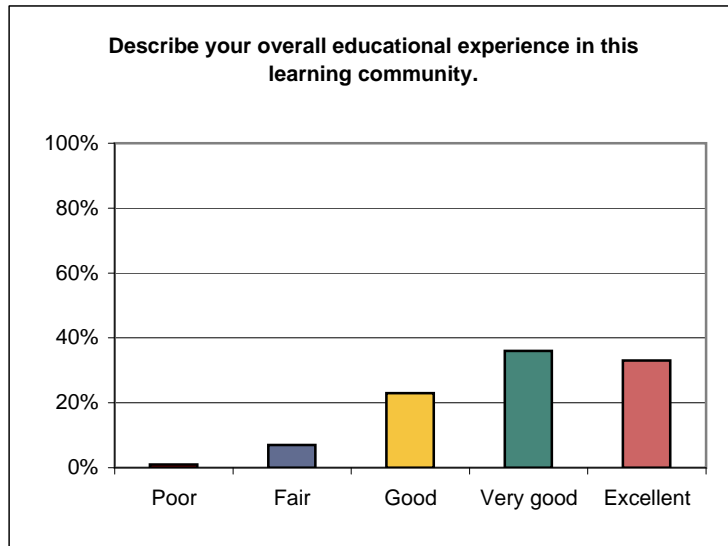
**For #17-26, what benefits have you gotten by your experience in this learning community?**

Question	Not at all		Very little		Some		Much		Very Much		Total Respondents	Total Students
	N	%	N	%	N	%	N	%	N	%	N	N
17. My writing is more effective and clear.	5	2%	18	9%	73	36%	81	40%	28	14%	205	207
18. My speaking is more effective and clear.	10	5%	23	11%	80	39%	69	33%	24	12%	206	207
19. My thinking is more analytical and critical.	3	1%	14	7%	74	36%	81	40%	32	16%	204	207
20. I work more effectively with others.	5	2%	17	8%	68	33%	72	35%	43	21%	205	207
21. I learn more effectively.	5	2%	13	6%	77	38%	79	39%	31	15%	205	207
22. I have more confidence in my academic abilities.	10	5%	11	5%	64	31%	82	40%	39	19%	206	207
23. I have better study skills, including time management	13	6%	36	18%	65	32%	65	32%	26	13%	205	207
24. I have more successful and satisfying social interactions	4	2%	18	9%	82	40%	77	38%	24	12%	205	207
25. I am better at using counseling, academic and other student services.	22	11%	33	16%	61	30%	53	26%	36	18%	205	207
26. I am more successful because I have gotten the support I need.	3	1%	18	9%	56	27%	73	36%	55	27%	205	207

Question	does not apply		not friendly, supportive or helpful		a little friendly, supportive and helpful		friendly, supportive and helpful		very friendly, supportive and helpful		Total Respondents	Total Students
	N	%	N	%	N	%	N	%	N	%	N	N
27. Describe the quality of your relationships with teachers in this learning community.	1	0%	4	2%	26	13%	68	33%	106	52%	205	207
28. Describe the quality of your relationships with the counselor in this learning community.	50	24%	1	0%	36	18%	64	31%	54	26%	205	207
29. Describe the quality of your relationships with classmates in this learning community.	1	0%	2	1%	29	14%	75	36%	69	33%	206	207

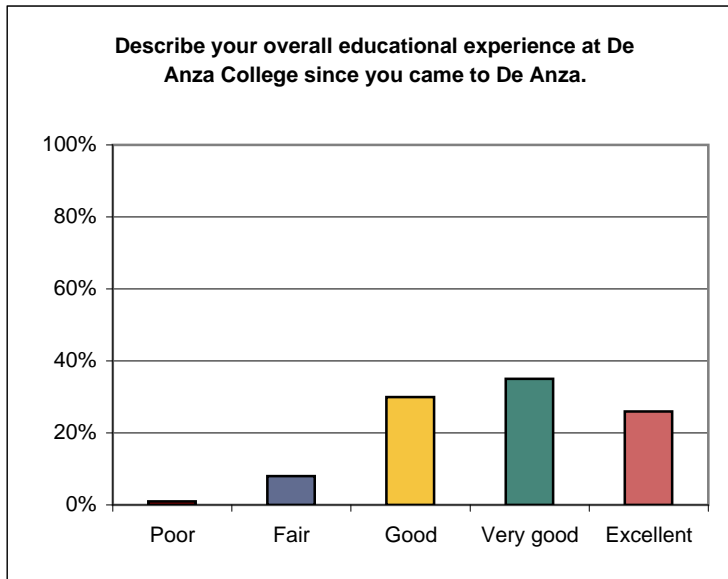
30. Describe your overall educational experience in this learning community.

Response	Number	Percent
Poor	1	1%
Fair	14	7%
Good	47	23%
Very good	75	36%
Excellent	69	33%
Total Valid	206	100%
Total	207	



31. Describe your overall educational experience at De Anza College since you came to De Anza.

Response	Number	Percent
Poor	2	1%
Fair	16	8%
Good	61	30%
Very good	73	35%
Excellent	54	26%
Total Valid	206	100%
Total	207	



32. Would you recommend this learning community to a friend or family member?

Response	Number	Percent
Yes	193	95%
No	10	5%
Total Valid	203	100%
Total	207	

