



De Anza College 2007 Community College Survey of Student Engagement Highlights

Presented to the College Council
October 25, 2007

Prepared by Elena Litvinova
Institutional Research and Planning, De Anza College

Survey Sample

- The Community College Survey of Student Engagement (CCSSE) was administered in class during the Spring 2007 quarter.
- Random sample of 57 class sections (sample selection was done by CCSSE staff).
- Resulted in 1,172 of 2,057 valid survey responses from 48 sections, yielding a response rate of 57%.

Class Sections Responding

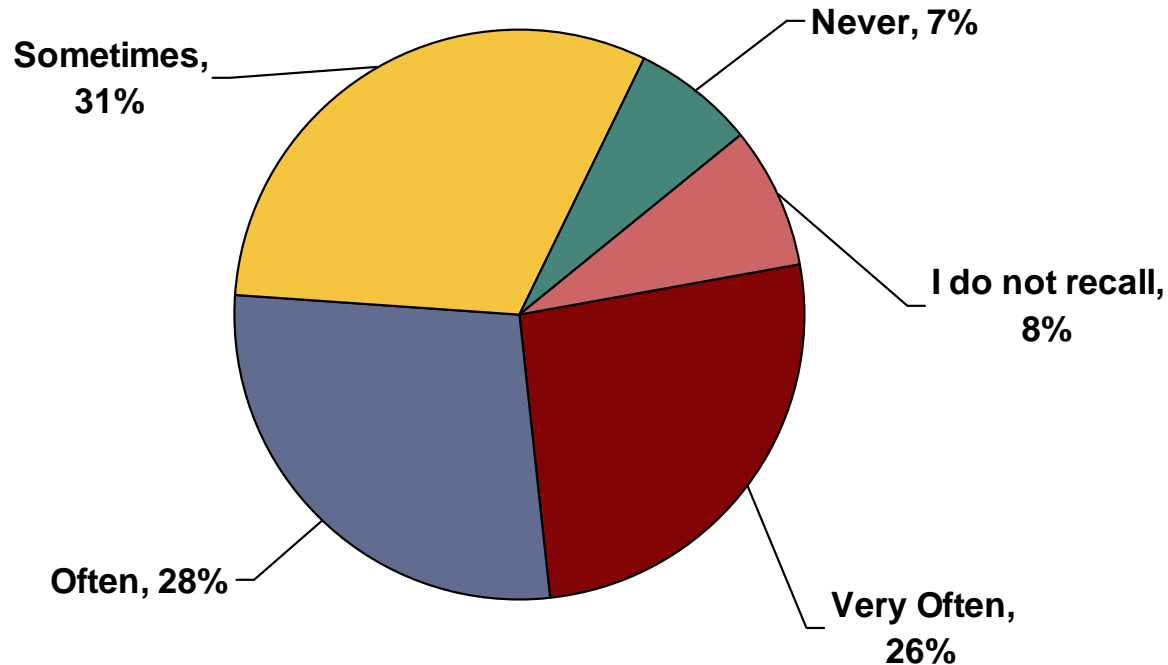
- The survey was administered to 57 class sections.
- **48** sections responded.

GE Courses: 669, 57%						Non-GE Courses: 503, 43%					
ANTH001	36	3%	ANTH002	71	6%	ACCT001B	46	4%	ADMJ001	32	3%
ESCI019	40	3%	ECON001	45	4%	REST051	33	3%	PHTG020	15	1%
BIOL006B	23	2%	EWRT001A	43	4%	ARTS012	14	1%	CIS 014A	27	2%
ICS 007	31	3%	EWRT002	91	8%	READ201	22	2%	HTEC064B	24	2%
PHYS004A	14	1%	HUMA010	87	7%	BIOL026	26	2%	CD 064	37	3%
FREN003	22	2%	SPAN04	12	1%	CD 010H	22	2%	CD 053	20	2%
MATH001A	32	3%	MATH010	13	1%	ELIT003	16	1%	MATH114	17	1%
POLI001	55	5%	POLI005	14	1%	MUSI004C	15	1%	MUSI10A	12	1%
SPCH001	9	<1%	SPCH010	31	3%	MUSI13A	14	1%	NUTR062	20	2%
						NURS050	48	4%	NURS082	30	3%
						NURS083	13	1%			

	De Anza Respondents	De Anza Population Per IPEDS	2007 CCSSE Cohort Population
Gender			
Male	43%	48%	41%
Female	57%	52%	59%
Race/Ethnicity			
American Indian or other Native American	0%	1%	1%
Asian, Asian American, or Pacific Islander	35%	37%	6%
Black or African American, Non-Hispanic	2%	5%	14%
White, Non-Hispanic	22%	25%	59%
Hispanic, Latino, Spanish	11%	14%	14%
Other	8%	13%	5%
International Student or Foreign National	22%	5%	2%
Student Age			
18 to 19	31%	25%	23%
20 to 21	28%	19%	18%
22 to 24	14%	16%	15%
25 to 29	11%	13%	14%
30 to 39	10%	13%	15%
40 to 49	4%	8%	9%
50 to 64	2%	4%	4%
65 and over	0%	2%	1%
Enrollment Status			
Full - Time	71%	40%	37%
Part - Time	29%	60%	63%

Selected Questions

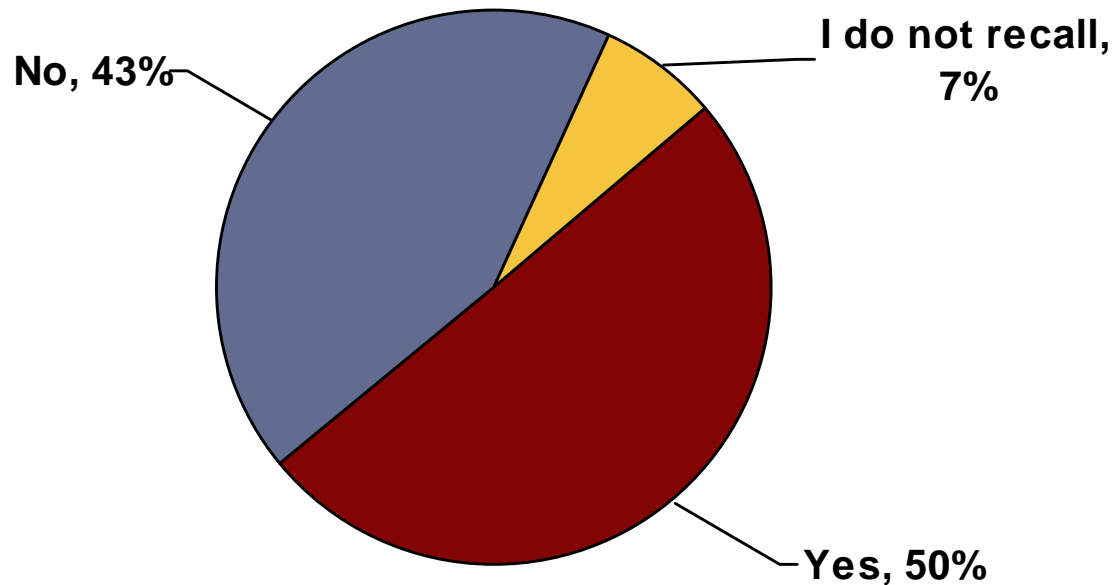
By the end of my FIRST FOUR WEEKS at De Anza, my instructors had used teaching techniques that encouraged me to become actively involved in the classroom.



n= 905

Selected Questions

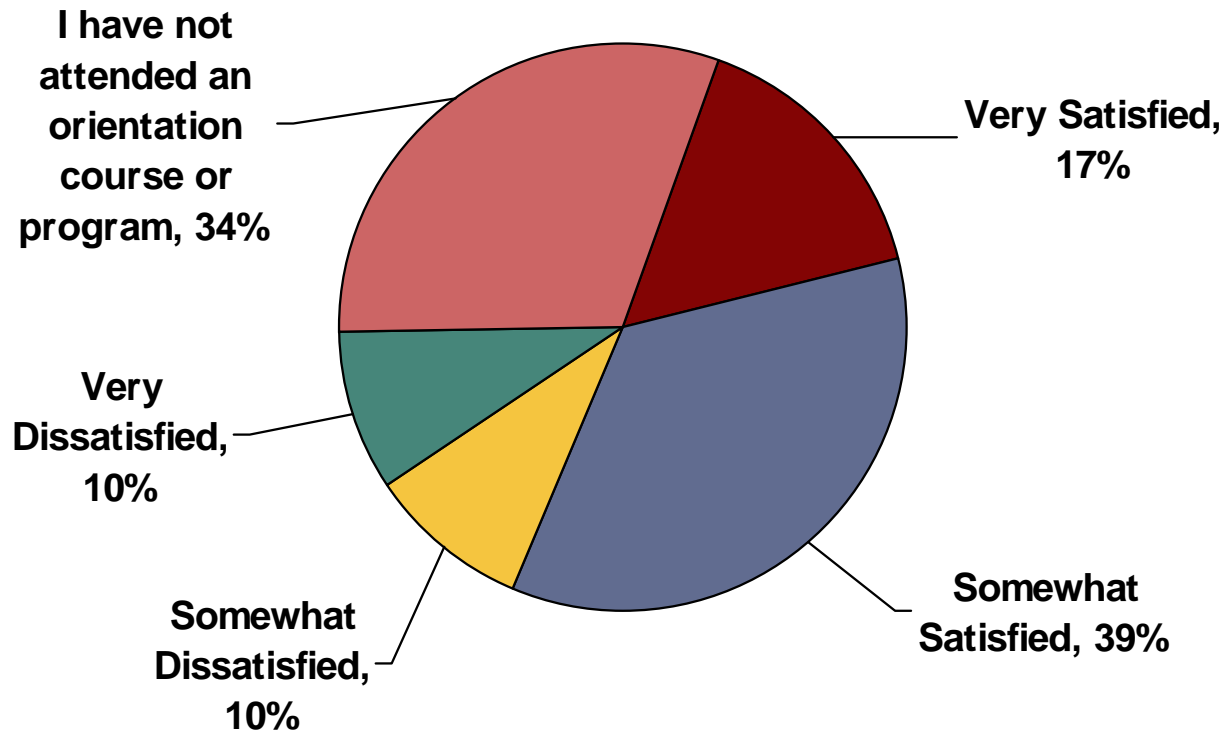
By the end of my **FIRST FOUR WEEKS** at this college, I had completed an initial assessment test to determine which reading, writing, and math courses I should enroll in.



n= 898

Selected Questions

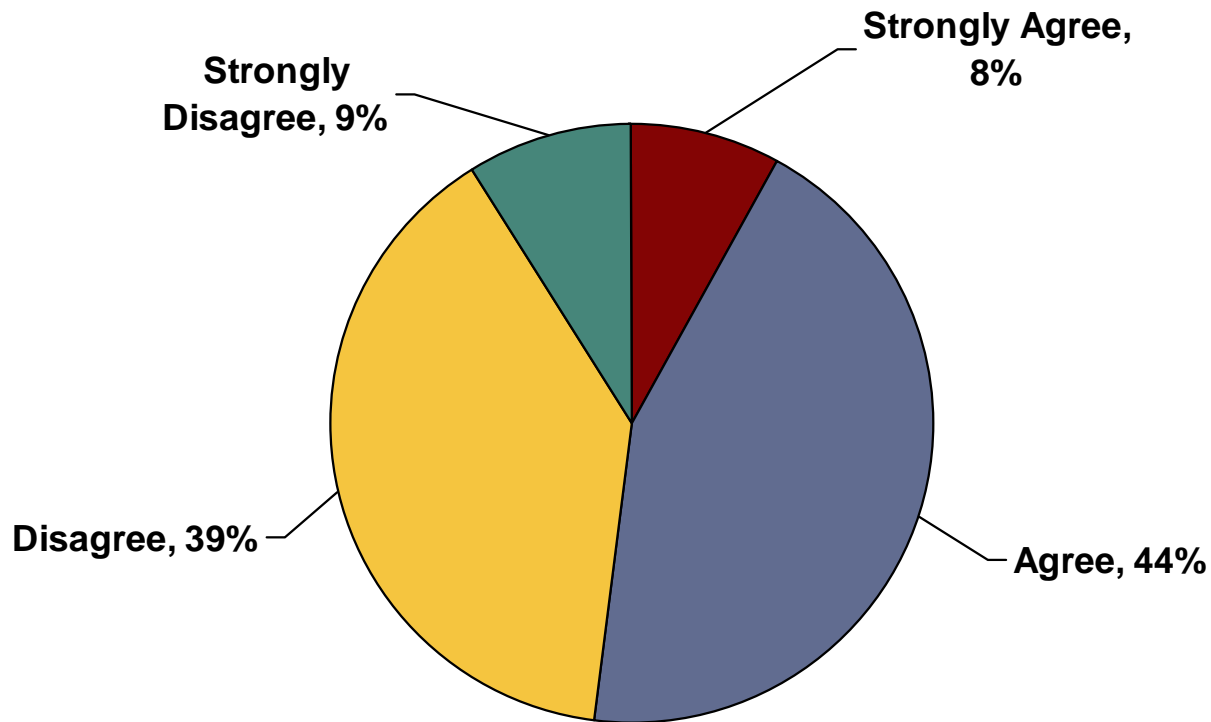
How satisfied were you with the quality of De Anza's orientation course or program for new students?



n= 885

Selected Questions

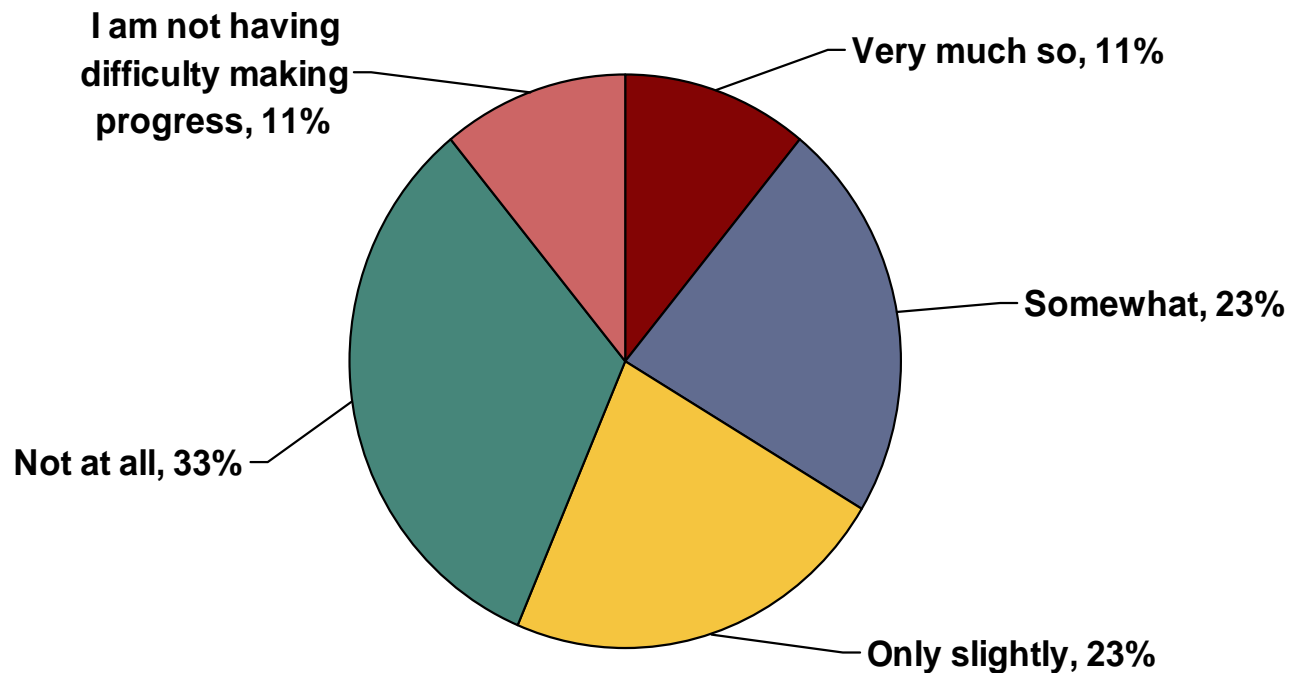
At this college, students have to run around from one place to another to get the information or approvals they need.



n= 865

Selected Questions

Are you having difficulty making progress with your studies because the courses you need are not available?



n= 866



Benchmark Report

This report highlights sections for which the De Anza College results score at least 0.2 below or above the mean of the 2007 CCSSE Cohort (525 colleges participating in 2005, 2006, or 2007).

“Benchmarks” are determined by clusters of questions pertaining to a survey emphasis.

All Students			
Benchmark	De Anza	2007 CCSSE Cohort	
Active and Collaborative Learning	52.0	Benchmark Score	50.0
		Score Difference	2.0
Student Effort	46.1	Benchmark Score	50.0
		Score Difference	-3.9
Academic Challenge	49.8	Benchmark Score	50.0
		Score Difference	-0.2
Student-Faculty Interaction	46.8	Benchmark Score	50.0
		Score Difference	-3.2
Support for Learners	46.9	Benchmark Score	50.0
		Score Difference	-3.1

Active and Collaborative Learning

In your experiences at this college during the current school year, about how often have you done each of the following?

Question	De Anza	2007 CCSSE Cohort
Asked questions in class or contributed to class discussions	2.62 ▼	2.91
Made a class presentation	2.17	2.04
Worked with other students on projects during class	2.55	2.46
Worked with classmates outside of class to prepare class assignment	1.96	1.84
Tutored or taught other students (paid or voluntary)	1.46	1.36
Participated in a community-based project as a part of a regular course	1.39	1.29
Discussed ideas from your readings or classes with others outside of class (students, family members, co-workers, etc.)	2.56	2.55

Student Effort

In your experiences at this college during the current school year, about how often/much have you done/used each of the following?

Question	De Anza	2007 CCSSE Cohort
Prepared two or more drafts of a paper or assignment before turning it in	2.31	2.47
Worked on a paper or project that required integrating ideas or information from various sources	2.64	2.70
Came to class without completing readings or assignments	1.98	1.88
Number of books read on your own (not assigned) for personal enjoyment or academic enrichment	2.21	2.07
Preparing for class (studying, reading, writing, rehearsing, doing homework, or other activities related to your program)	1.46	1.88
Frequency: Peer or other tutoring	1.46	1.45
Frequency: Skill labs (writing, math, etc.)	1.54 ▼	1.71
Frequency: Computer lab	1.88 ▼	2.09

Academic Challenge

In your experiences at this college during the current school year, about how often/much have you done/used each of the following?

Question	De Anza	2007 CCSSE Cohort
Worked harder than you thought you could to meet an instructor's standards or expectations	2.41	2.52
Analyzing the basic elements of an idea, experience, or theory	2.87	2.82
Synthesizing and organizing ideas, information, or experience in new ways	2.68	2.69
Making judgments about the value or soundness of information, arguments, or methods	2.52	2.53
Applying theories or concepts to practical problems or in new situations	2.59	2.62
Using information you have read or heard to perform a new skill	2.65	2.72
Number of assigned textbooks, manuals, books, or book-length packs of course readings	3.02	2.85
Number of written papers or reports of any length	2.97	2.81
Mark the box that best represents the extent to which your examinations during the current school year have challenged you to do your best work at this college	4.80	5.00

How much does De Anza College emphasize the following?

Encouraging you to spend significant amounts of time studying	2.95	2.94
---	------	------

Student-Faculty Interaction

In your experiences at De Anza during the current school year, about how often have you done each of the following?

Question	De Anza	2007 CCSSE Cohort
Used email to communicate with an instructor	2.53	2.41
Discussed grades or assignments with an instructor	2.29 ▼	2.49
Talked about career plans with an instructor or advisor	1.85	1.99
Discussed ideas from your readings or classes with instructors outside of class	1.71	1.72
Received prompt feedback (written or oral) from instructors on your performance	2.50	2.65
Worked with instructors on activities other than coursework	1.33	1.39

Support for Learners

How much does De Anza College emphasize the following?

Question	De Anza	2007 CCSSE Cohort
Providing the support you need to help you succeed at this college	2.75 ▼	2.93
Encouraging contact among students from different economic, social, and racial or ethnic backgrounds	2.63	2.45
Helping you cope with your non-academic responsibilities (work, family, etc.)	1.86	1.90
Providing the support you need to thrive socially	2.02	2.08
Providing the financial support you need to afford your education	2.15 ▼	2.37

How often do you use each of the following services?

Frequency: Academic advising/planning	1.63	1.74
Frequency: Career counseling	1.41	1.43

Questions?

- A detailed analysis is available upon request.
- The CCSSE will be administered again in Spring 2009.

SSPIRE Supplemental Questions

Question	Strongly Disagree	Disagree	Agree	Strongly Agree	There is no location for academic help	I do not use advising/counseling services	n =
1 I know where to go on campus with questions or concerns about my financial needs.	15%	16%	51%	18%	n/a	n/a	890
2 Information about student services is easy to obtain.	13%	18%	58%	10%	n/a	n/a	887
3 If there is a central location at this college you can go for academic help (tutoring, studying), how often do you go there?	9%	14%	29%	45%	3%	n/a	881
4 At this college, students have to run around from one place to another to get the information or approvals they need.	9%	39%	44%	8%	n/a	n/a	865
11 My academic advisor/counselor helped me choose the courses that were right for me.	12%	16%	32%	10%	n/a	31%*	859
12 My academic advisor/counselor explained to me what courses I need to obtain a degree in my major or field.	13%	14%	31%	12%	n/a	30%*	855
13 My academic advisor/counselor explained to me how - and when - to drop a course so it does not affect my overall grades.	12%	19%	30%	7%	n/a	32%*	856
	Very much so	For the most part	Somewhat	Only slightly	Not at all	I am not having difficulty making progress	n =
5 At this college I am able to get the academic and student supports I need from my instructors, advisors, counselors and tutors.	18%	42%	27%	11%	2%	n/a	873
6 Are you having difficulty making progress with your studies because of finances (money or work obligations)?	13%	26%	21%	29%	11%	n/a	871
7 Are you having difficulty making progress with your studies because the college does not provide the academic supports that you need?	4%	13%	22%	48%	12%	n/a	861
8 Are you having difficulty making progress with your studies because the courses you need are not available?	11%	n/a	23%	23%	33%	11%	866
9 Are you having difficulty making progress with your studies because you have weak study skills or have trouble managing your time?	11%	n/a	23%	25%	30%	10%	862
10 Are you having difficulty making progress with your studies because of family obligations (children or other adults)?	6%	n/a	16%	21%	41%	16%	864
	Poor	Fair	Good	Excellent	I do not use the advising/counseling services	n =	
14 How would you rate the overall helpfulness of your current academic advisor/counselor?	8%	20%	27%	12%	32%*	849	

* Q11. 37% Part-Time students, 22% Full-Time students; Q12. 37% Part-Time, 20% Full-Time; Q13. 40% Part-Time Students, 22% Full-Time Students; Q14 40% Part-Time Students, 21% Full-Time Students

De Anza College: Special Focus Question

Question	Yes	No, I met with an advisor by the end of my first four weeks at this college, but we did not discuss my educational goals	No, I did not meet with an advisor by the end of my first four weeks at this college	No, I have discussed educational goals with an advisor, but it did not happen by the end of my first four weeks at this college	I do not recall	n =
By the end of my FIRST FOUR WEEKS at this college, I had met with 1 an advisor to discuss my educational goals.	28%	7%	38%	19%	8%	914
	Yes	No	I do not recall			
By the end of my FIRST FOUR WEEKS at this college, I had completed an initial assessment test to determine which reading, 2 writing, and math courses I should enroll in.	50%	43%	7%	n/a	n/a	898
	Very Often	Often	Sometimes	Never	I do not recall	
By the end of my FIRST FOUR WEEKS at this college, my instructors had used teaching techniques that encouraged me to become actively 3 involved in the classroom.	26%	28%	31%	7%	8%	905
	Very Satisfied	Somewhat Satisfied	Somewhat Dissatisfied	Very Dissatisfied	Have not attended an orientation course or program	
How satisfied were you with the quality of your college's orientation 4 course or program for new students?	17%	39%	10%	10%	34%	895
Rate your overall satisfaction with this college's processes for working with new students - including the admissions process, the financial aid office, new student assessment, your first class registration 5 experience, etc.	22%	59%	14%	4%	n/a	888

De Anza College

Compared with other ExLarge Colleges

NUMBERS INDICATE PERCENT OF RESPONSES

1 Did you begin college at this college or elsewhere?

58 Started here 42 Started elsewhere

*

4 In your experiences at this college during the current school year, about how often have you done each of the following?

	Very Often	Often	Some-times	Never
a. Asked questions in class or contributed to class discussions	19	29	47	5 *
b. Made a class presentation	8	23	46	23
c. Prepared two or more drafts of a paper or assignment before turning it in	14	28	35	23
d. Worked on a paper or project that required integrating ideas or information from various sources	19	37	34	10
e. Come to class without completing readings or assignments	4	12	60	23
f. Worked with other students on projects during class	14	37	39	10
g. Worked with classmates outside of class to prepare class assignments	5	17	46	32
h. Tutored or taught other students (paid or voluntary)	3	6	25	66
i. Participated in a community-based project as a part of a regular course	2	6	22	70
j. Used the Internet or instant messaging to work on an assignment	31	29	28	12
k. Used e-mail to communicate with an instructor	18	30	41	12
l. Discussed grades or assignments with an instructor	10	24	51	15
m. Talked about career plans with an instructor or advisor	6	11	45	38
n. Discussed ideas from your readings or classes with instructors outside of class	3	10	41	46
o. Received prompt feedback (written or oral) from instructors on your performance	14	35	38	13
p. Worked harder than you thought you could to meet an instructor's standards or expectations	12	32	41	15
q. Worked with instructors on activities other than coursework	1	5	20	74
r. Discussed ideas from your readings or classes with others outside of class (students, family members, co-workers, etc.)	19	31	39	11
s. Had serious conversations with students of a different race or ethnicity other than your own	23	25	31	21
t. Had serious conversations with students who differ from you in terms of their religious beliefs, political opinions, or personal values	17	22	35	26
u. Skipped class	2	5	49	43

5 During the current school year, how much has your coursework at this college emphasized the following mental activities?

	Very much	Quite a bit	Some	Very little
a. Memorizing facts, ideas, or methods from your courses and readings so you can repeat them in pretty much the same form	22	37	32	9
b. Analyzing the basic elements of an idea, experience, or theory	25	41	29	5
c. Synthesizing and organizing ideas, information, or experiences in new ways	20	37	34	9
d. Making judgments about the value or soundness of information, arguments, or methods	17	33	37	14
e. Applying theories or concepts to practical problems or in new situations	19	33	35	12
f. Using information you have read or heard to perform a new skill	23	30	35	11

* Note Question 2 was whether you were full (71%) or part time (29%); Question 3 was whether the student had already taken the survey.

Notes:

* indicates a significant difference and effect size $\Rightarrow .2$ between your college and your comparison group.

Items 2, 29, 30, 33, and 34 are not included in this report. See Table 1(Population Table of the PPT).

6 During the current school year, about how much reading and writing have you done at this college?

	More				
	None	1 to 4	5 to 10	11 to 20	than 20
a. Number of assigned textbooks, manuals, books, or book-length packs of course readings	1	36	33	18	11
b. Number of books read on your own (not assigned) for personal enjoyment or academic enrichment	22	52	15	5	6
c. Number of written papers or reports of any length	9	31	28	18	14

7 Mark the box that best represents the extent to which your examinations during the current school year have challenged you to do your best work at this college.

Extremely challenging	7	6	5	4	3	2	1	Extremely easy
	7	21	33	27	7	3	1	

8 Which of the following have you done, are you doing, or do you plan to do while attending this college?

	I have done	I plan to do	I have not done nor plan to do
a. Internship, field experience, co-op experience, or clinical assignment	12	45	43
b. English as a second language course	16	8	76
c. Developmental/remedial reading course	23	16	60
d. Developmental/remedial writing course	25	19	56
e. Developmental/remedial math course	23	19	58
f. Study skills course	20	23	58
g. Honors course	6	23	71
h. College orientation program or course	38	13	49
i. Organized learning communities (linked courses/study groups led by faculty or counselors)	12	21	67

9 How much does this college emphasize each of the following?

	Very much	Quite a bit	Some	Very little
a. Encouraging you to spend significant amounts of time studying	28	43	24	4
b. Providing the support you need to help you succeed at this college	23	38	30	9
c. Encouraging contact among students from different economic, social, and racial or ethnic backgrounds	23	31	30	15
d. Helping you cope with your non-academic responsibilities (work, family, etc.)	7	14	36	42
e. Providing the support you need to thrive socially	7	20	42	31
f. Providing the financial support you need to afford your education	14	22	29	35
g. Using computers in academic work	34	31	24	11

10 About how many hours do you spend in a typical 7-day week doing each of the following?

	None	1 – 5	6 - 10	11 - 20	21 - 30	More than 30
a. Preparing for class (studying, reading, writing, rehearsing, doing homework, or other activities related to your program)	2	41	28	18	7	4
b. Working for pay	27	7	7	15	16	28 *
c. Participating in college-sponsored activities (organizations, campus publications, student government, intercollegiate or intramural sports, etc.)	81	12	3	2	0	0
d. Providing care for dependents living with you (parents, children, spouse, etc.)	47	20	10	6	4	13
e. Commuting to and from classes	8	68	16	5	2	2

11 Mark the number that best represents the quality of your relationships with people at this college.

Your relationship with:

a. Other Students

	7	6	5	4	3	2	1	
Friendly, supportive, sense of belonging	21	27	26	17	6	2	1	Unfriendly, unsupportive, sense of alienation

b. Instructors

	7	6	5	4	3	2	1	
Available, helpful, sympathetic	24	32	25	13	4	2	0	Unavailable, unhelpful, unsympathetic

c. Administrative Personnel & Offices

	7	6	5	4	3	2	1	
Helpful, considerate, flexible	12	19	25	24	11	5	3	Unhelpful, inconsiderate, rigid

12 How much has YOUR EXPERIENCE AT THIS COLLEGE contributed to your knowledge, skills, and personal development in the following areas?

	Very much	Quite a bit	Some	Very little
a. Acquiring a broad general education	29	40	22	9
b. Acquiring job or work-related knowledge and skills	18	28	34	20
c. Writing clearly and effectively	20	34	31	14
d. Speaking clearly and effectively	18	36	29	17
e. Thinking critically and analytically	22	39	31	7
f. Solving numerical problems	16	29	33	22
g. Using computing and information technology	22	27	29	22
h. Working effectively with others	21	34	34	10
i. Learning effectively on your own	25	39	27	9
j. Understanding yourself	21	32	30	16
k. Understanding people of other racial and ethnic	21	33	30	16 *
l. Developing a personal code of values and ethics	16	28	35	21
m. Contributing to the welfare of your community	8	20	35	37
n. Developing clearer career goals	21	28	33	17
o. Gaining information about career opportunities	18	27	33	22

13 This section has three parts. Please answer all three sections, indicating (1) HOW OFTEN you use the following services, (2) HOW SATISFIED you are with the services, and (3) HOW IMPORTANT the services are to you AT THIS COLLEGE.

	(1) Frequency of Use				(2) Satisfaction				(3) Importance		
	Often	Some-times	Rarely/ Never	Don't know N.A.	Very	Some-what	Not at all	N.A.	Very	Some-what	Not at all
a. Academic advising/planning	10	36	42	12	19	40	14	28	59	27	14
b. Career counseling	6	21	52	21	11	28	14	48	49	28	23
c. Job placement assistance	2	8	47	42	5	14	14	67	36	30	34
d. Peer or other tutoring	7	20	47	26	15	25	10	50	38	36	27
e. Skill labs (writing, math, etc.)	9	23	43	25	15	27	9	49	38	37	26
f. Child care	2	2	45	50	4	7	10	79	27	23	50
g. Financial aid advising	9	17	44	30	15	21	13	51	52	21	28
h. Computer lab	21	30	31	18	30	31	7	32	51	30	19
i. Student organizations	4	12	49	35	7	21	13	59	21	38	41
j. Transfer credit assistance	8	22	42	29	12	26	13	49	52	23	24
k. Services to students with disabilities	3	4	41	52	5	10	9	76	42	20	38

14 How likely is it that the following issues would cause you to withdraw from class or from this college? (Please respond to each item)

	Very likely	Likely	Some-what likely	Not likely
a. Working full-time	27	21	21	31
b. Caring for dependents	14	19	22	46
c. Academically unprepared	7	15	27	51
d. Lack of finances	18	19	23	39
e. Transfer to a 4-year college or university	41	19	13	27

15 How supportive are your friends of your attending this college?

41 Extremely
32 Quite a bit
21 Somewhat
6 Not Very

16 How supportive is your immediate family of your attending this college?

56 Extremely
23 Quite a bit
15 Somewhat
6 Not Very

17 Indicate which of the following are your reasons/goals for attending this college. (Please respond to each item)

	Primary goal	Secondary goal	Not a goal
a. Complete a certificate program	28	20	52
b. Obtain an associate degree	32	35	33
c. Transfer to a 4-year college or university	62	14	24
d. Obtain or update job-related skills	35	28	37
e. Self-improvement/personal enjoyment	40	34	26
f. Change careers	23	15	61

18 Indicate which of the following are sources you use to pay your tuition at this college. (Please respond to each item)

	Major source	Minor source	Not a source
a. My own income/savings	53	26	22
b. Parent or spouse/significant other's income/savings	48	17	35
c. Employer contributions	5	8	87
d. Grants & scholarships	11	7	82
e. Student loans (bank, etc.)	5	4	91
f. Public assistance	3	3	93

19 Since high school, which of the following types of schools have you attended other than the one you are now attending? (Please mark all that apply)

- 8 Proprietary (private) school or training program
- 8 Public vocational-technical school
- 29 Another community or technical college
- 32 4-year college or university
- 38 None

20 When do you plan to take classes at this college again?

- 16 I will accomplish my goal(s) during this term and will not be returning
- 6 I have no current plan to return
- 59 Within the next 12 months
- 19 Uncertain

21 At this college, in what range is your overall college grade average?

- 19 A
- 27 A- to B+
- 25 B
- 16 B- to C+
- 7 C
- 2 C- or lower
- 3 Do not have a GPA at this school
- 1 Pass/fail classes only

22 When do you most frequently take classes at this college? (Mark one only)

- 68 Day classes (morning or afternoon)
- 32 Evening classes
- 0 Weekend classes

23 How many TOTAL credit hours have you earned at this college, not counting the courses you are currently taking this term?

- 8 none
- 21 1-14 credits
- 23 15-29 credits
- 16 30-44 credits
- 9 45-60 credits
- 23 over 60 credits

*

24 At what other types of institutions are you taking classes this term?

(Please mark all that apply)

- 80 None
- 2 High school
- 1 Vocational/technical school
- 5 Another community or technical college
- 6 4-year college/university
- 4 Other

25 How many classes are you *presently* taking at OTHER institutions?

- 79 None
- 7 1 class
- 6 2 classes
- 4 3 classes
- 4 4 classes or more

26 Would you recommend this college to a friend or family member?

- 95 Yes
- 5 No

27 How would you evaluate your entire educational experience at this college?

- 29 Excellent
- 56 Good
- 14 Fair
- 1 Poor

28 Do you have children who live with you?

- 21 Yes
- 79 No

31 Are you married?

- 25 Yes
- 75 No

32 Is English your native (first) language?

- 50 Yes
- 50 No

35 What is the highest academic credential you have earned?

- 2 None
- 61 High school diploma or GED
- 6 Vocational/technical certificate
- 7 Associate degree
- 15 Bachelor's degree
- 8 Master's/doctoral/professional degree

36 What is the highest level of education obtained by your:

	Father	Mother
a. Not a high school graduate	13	14
b. High school diploma or GED	15	21
c. Some college, did not complete degree	12	16
d. Associate degree	7	8
e. Bachelor's degree	23	23
f. Master's degree/1st professional	13	9
g. Doctorate degree	7	2
h. Unknown	9	7