

**To:** Matt Abrahams and Anu Khana, LinC Program Coordinators

**From:** Mallory Newell, De Anza Research

**Date:** 1/10/2011

**Subject:** LinC Survey, Fall 2010

---

A survey of LinC program students was conducted at the end of the fall quarter in 2010. The survey was distributed to all students enrolled in a LinC course which resulted in 114 valid respondents. All sections of the LinC program were given the opportunity to participate in the survey.

The sections that chose to participate include:

ESL 262.01D  
ESL 263.01D  
ESL 272.02D  
ESL 273.02D  
ESL 273.04D  
LART 200.01D  
LART 200.61D  
LART 211.01D  
MATH 210.06D  
READ 211.06D

Comparing the fall 2010 results to the fall 2009 results, the results show improvements in the areas of:

- the quality of their relationship with teachers in this learning community
- their overall educational experience in this learning community
- their overall educational experience at De Anza College since they came to De Anza

Areas that did not show gains include:

- discussed assignments or material with an instructor outside of class
- discussed ideas from readings, lectures and discussions with non-classmates outside of class

Important Highlights Include:

- Thirty-three percent of students found out about the program by seeing it in the schedule of classes and 24% found out about it from a counselor.

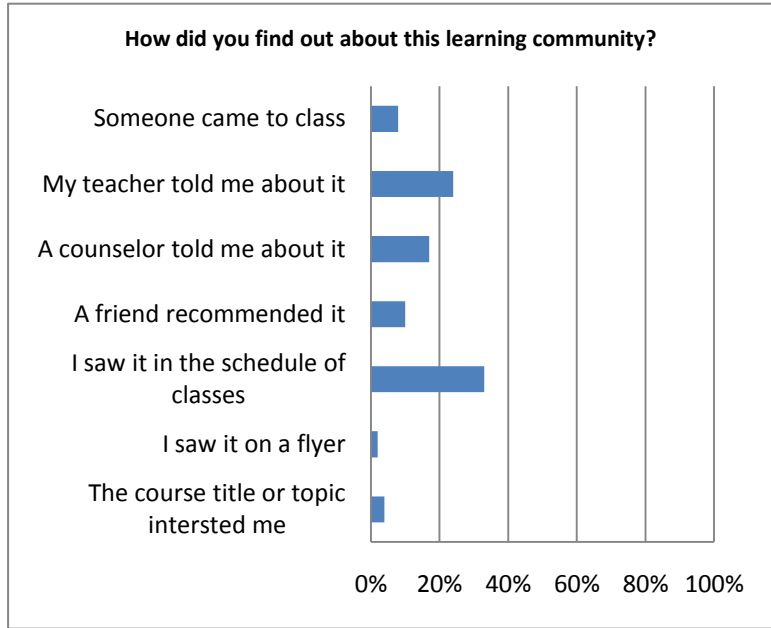
- Thirty-five percent of respondents stated that the most important reason for their enrollment was that it worked best in their schedule, while 32% stated they thought they could be more successful.
- Seventy-eight percent of respondents described the quality of their relationship with teachers in this learning community as “very friendly, supportive and helpful” or “friendly, supportive and helpful”. This is up from 53% in fall 2009.
- Eighty-seven percent of respondents described the quality of their relationship with classmates in this learning community as “very friendly, supportive and helpful” or “friendly, supportive and helpful”. This response is the same as fall 2009.
- Sixty-three percent of respondents described their overall educational experience in this learning community as “very good” or “good”. This response is up from 60% in fall 2009.
- Seventy-one percent of respondents described their overall educational experience at De Anza College since they came to De Anza as “very good” or “good”. This response is up slightly from 60% in fall 2010.
- Thirty-seven percent of respondents reported they are “very much” or “much” better at using counseling, academic and other student services. This is about the same as in fall 2009.
- Forty-seven percent of respondents stated their speaking is “much” or “very much” more effective and clear. This response is the same as fall 2009.

Areas for Improvement Include:

- Eighty-seven percent of respondents reported they worked with classmates during class “very often” or “often”. This response is down slightly from 90% in fall 2009.
- Sixty-four percent of respondents stated they connected and integrated ideas, concepts or skills from different classes in the learning community when discussing materials and doing assignments “very often” or “often”. This response is slightly down from 68% in fall 2009.
- Thirteen percent of respondents stated they “very often” or “often” discussed assignments or material with an instructor outside of class. This response is down from 21% in fall 2009.
- Twenty-six percent of respondents reported they “very often” or “often” discussed ideas from readings, lectures and discussions with non-classmates outside of class. This is down from 33% in fall 2009.

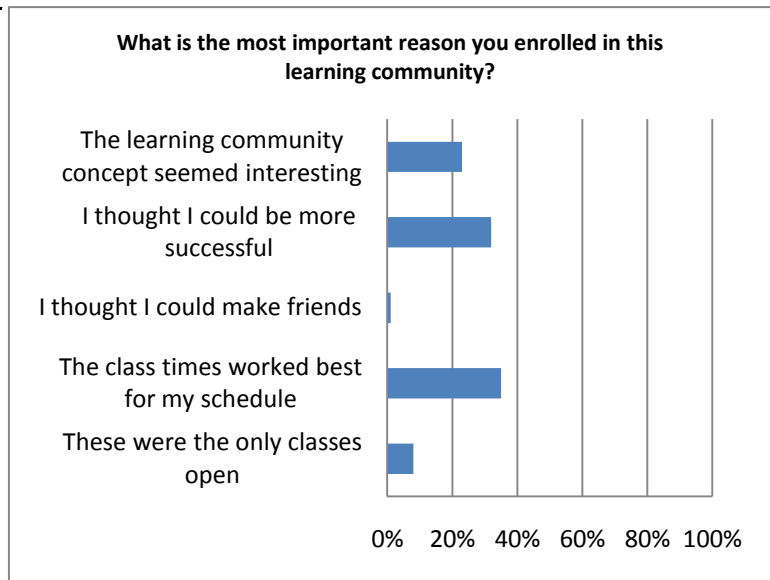
1. How did you find out about this learning community?

	N	%
Someone came to class	9	8%
My teacher told me about it	27	24%
A counselor told me about it	19	17%
A friend recommended it	11	10%
I saw it in the schedule of classes	38	33%
I saw it on a flyer	2	2%
The course title or topic interested me	4	4%
Total	114	100%



2. What is the most important reason you enrolled in this learning community?

	N	%
The learning community concept seemed interesting	26	23%
I thought I could be more successful	37	32%
I thought I could make friends	1	1%
The class times worked best for my schedule	40	35%
These were the only classes open	9	8%
Total	114	100%



**In this learning community, how often have you done items #3-14?**

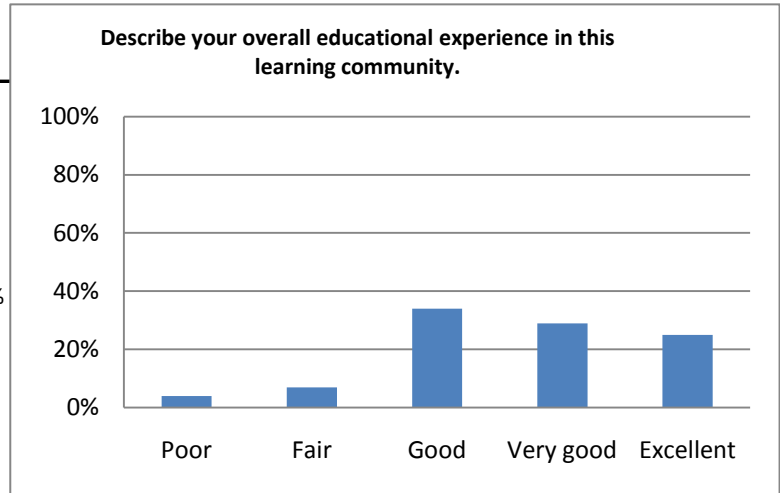
Question	Never		Hardly Ever		Sometimes		Often	Very Often		Respondents		Total Students		
	N	%	N	%	N	%	N	%	N	%	N	%	N	%
3. Connected and integrated ideas, concepts or skills from the different classes in the learning community when discussing material and doing assignments.	2	2%	5	4%	34	30%	55	49%	17	15%	113	100%	114	100%
4. Looked at new ways to synthesize, connect or organize information, ideas and experiences.	0	0%	7	6%	32	28%	54	47%	21	18%	114	100%	114	100%
5. Judged the quality, value and accuracy of methods, positions, arguments or information.	1	1%	13	11%	44	39%	37	32%	17	15%	112	100%	114	100%
6. Used theories or concepts to look at practical problems or perform new skills.	2	2%	6	5%	35	31%	47	41%	23	20%	113	100%	114	100%
7. Spoke up in class discussions and asked questions in class.	1	1%	13	11%	36	32%	31	27%	32	28%	114	100%	114	100%
8. Worked with classmates during class.	0	0%	3	3%	11	10%	31	27%	68	60%	114	100%	114	100%
9. Worked on assignments or discussed material with classmates outside of class	1	7%	22	19%	47	41%	21	18%	15	13%	112	100%	114	100%
10. Discussed ideas from the readings, lectures discussions with non-classmates outside of class.	14	12%	30	26%	39	34%	21	18%	9	8%	113	100%	114	100%
11. Discussed assignments or material individually with an instructor.	6	5%	14	12%	47	41%	35	31%	11	10%	113	100%	114	100%
12. Discussed assignments or material with an instructor outside of class.	22	19%	32	28%	44	39%	10	9%	5	4%	113	100%	114	100%
13. Put more time and effort into your work than you thought you would because of your classmates.	7	6%	20	18%	38	33%	35	31%	12	11%	112	100%	114	100%
14. Had conversations with your classmates about diversity, such as race, ethnicity, religion, mental and physical challenges, or sexual orientation.	14	12%	15	13%	35	31%	29	25%	20	18%	113	100%	114	100%

**For #15-24, what benefits have you gotten by your experience in this learning community?**

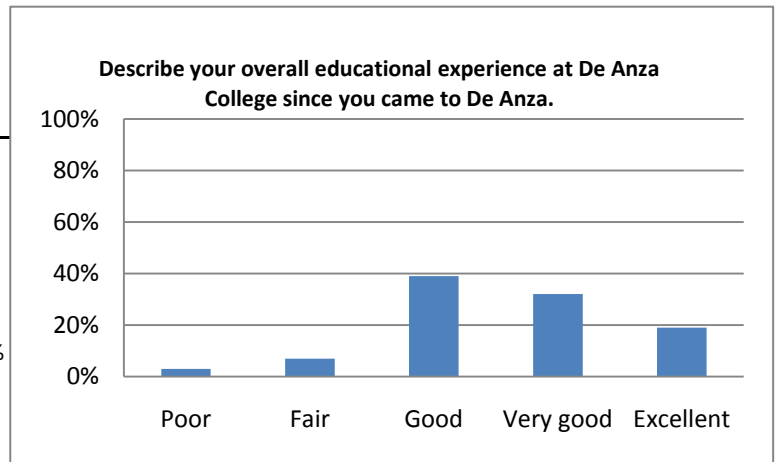
Question	Not at all		Very little		Some		Much		Very Much		Total Respondents		Total Students	
	N	%	N	%	N	%	N	%	N	%	N	%	N	%
15. My writing is more effective and clear.	1	1%	7	6%	35	31%	52	46%	19	17%	114	100%	114	100%
16. My speaking is more effective and clear.	4	4%	17	15%	40	35%	42	37%	11	10%	114	100%	114	100%
17. My thinking is more analytical and critical (questioning).	4	4%	1	1%	41	36%	47	41%	21	18%	114	100%	114	100%
18. My reading is more effective and clear.	3	3%	5	4%	40	35%	46	40%	20	18%	114	100%	114	100%
19. I learn more effectively.	1	1%	6	5%	41	36%	47	41%	19	17%	114	100%	114	100%
20. I have more confidence in my academic abilities.	3	3%	5	4%	33	29%	44	39%	29	25%	114	100%	114	100%
21. I have better study skills, including time management.	3	3%	13	11%	41	36%	37	32%	20	18%	114	100%	114	100%
22. I have more successful and satisfying social interactions.	2	2%	10	9%	34	30%	42	37%	26	23%	114	100%	114	100%
23. I am better at using counseling, academic and other student services.	6	5%	17	15%	49	43%	27	24%	15	13%	114	100%	114	100%
24. I am more successful because I have gotten the support I need.	3	3%	13	11%	38	33%	40	35%	20	18%	114	100%	114	100%

Question	Does not apply		Not friendly, supportive or		A little friendly, supportive		Friendly, supportive and helpful		Very friendly, supportive and helpful		Total Respondents		Total Students	
	N	%	N	%	N	%	N	%	N	%	N	%	N	%
25. Describe the quality of your relationships with teachers in this learning community.	1	1%	4	4%	20	18%	41	36%	48	42%	114	100%	114	100%
26. Describe the quality of your relationships with the counselor in this learning community.	29	25%	6	5%	28	25%	34	30%	15	13%	112	100%	114	100%
27. Describe the quality of your relationships with classmates in this learning community.	1	1%	2	2%	10	9%	46	40%	54	47%	113	100%	114	100%

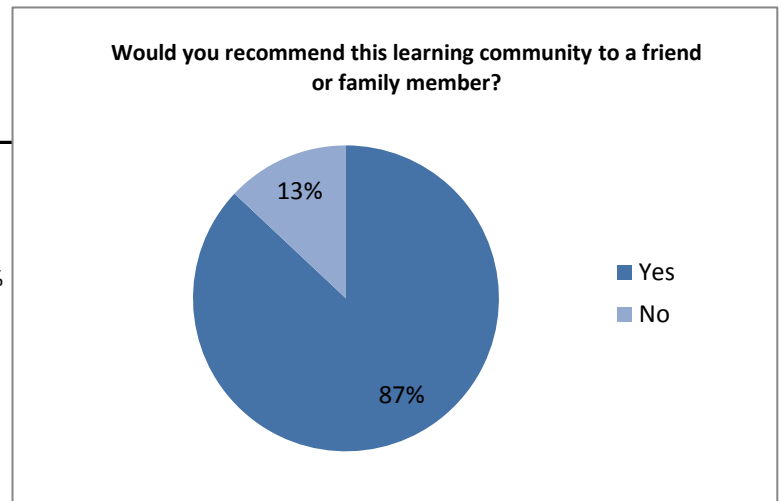
28. Describe your overall educational experience in this learning community.	N	%
Poor	5	4%
Fair	8	7%
Good	39	34%
Very good	33	29%
Excellent	29	25%
Total	114	100%



29. Describe your overall educational experience at De Anza College since you came to De Anza.	N	%
Poor	3	3%
Fair	8	7%
Good	44	39%
Very good	37	32%
Excellent	22	19%
Total	114	100%



30. Would you recommend this learning community to a friend or family member?	N	%
Yes	99	87%
No	15	13%
Total	114	100%



# De Anza College Learning in Communities Survey

## Page 1 of 2

This survey will be used for research purposes only. All responses will remain anonymous and any data that is reported will be at the aggregate level (no individual data will be given out). You may choose not to answer any question.

This survey will help the Learning in Communities(LinC) Program serve students better. The results will be given to the research staff, not your instructor. This survey is voluntary and completing it shows your willingness to participate.

Please answer all questions in relation to this learning community this quarter.

We greatly appreciate your participation!

### 1. How did you find out about this learning community?

### 2. What is the most important reason you enrolled in this learning community?

### In this learning community, how often have you done items #3-16?

Please rate your experiences using the following scale:

- 1 = Never
- 2 = Rarely / Hardly ever
- 3 = Sometimes
- 4 = Often
- 5 = Very often

### 3. Connected and integrated ideas, concepts or skills from the different classes in the learning community when discussing material and doing assignments.

### 4. Looked at new ways to synthesize, connect or organize information, ideas and experiences.

### 5. Judged the quality, value and accuracy of methods, positions, arguments or information.

### 6. Used theories or concepts to look at practical problems or perform new skills.

**7. Spoke up in class discussions and asked questions in class.**

**8. Worked with classmates during class.**

**9. Worked on assignments or discussed material with classmates outside of class.**

**10. Discussed ideas from the readings, lectures or discussions with non-classmates outside of class.**

**11. Discussed assignments or material individually with an instructor in class.**

**12. Discussed assignments or material with an instructor outside of class.**

**13. Put more time and effort into your work than you thought you would because of your classmates' expectations.**

**14. Had conversations with your classmates about diversity, such as race, ethnicity, religion, mental and physical challenges, or sexual orientation.**

**What benefits have you gotten by your experience in this learning community?**

Please use the following scale when answering #17-26:

**1 = Not at all**

**2 = Very little**

**3 = Some**

**4 = Much**

**5 = Very much**

**15. My writing is more effective and clear.**

**16. My speaking is more effective and clear.**

**17. My thinking is more analytical and critical (questioning).**

**18. My reading is more effective and clear.**

**19. I learn more effectively.**

**20. I have more confidence in my academic abilities.**

**21. I have better study skills, including time management.**

**22. I have more successful and satisfying social interactions.**

**23. I am better at using counseling, academic and other student services.**



**24. I am more successful because I have gotten the support I need.**

0 = Click Here

**25. Describe the quality of your relationships with teachers in this learning community.**

0 = Click Here

**26. Describe the quality of your relationships with the counselor in this learning community.**

0 = Click Here

**27. Describe the quality of your relationships with classmates in this learning community.**

0 = Click Here

**28. Describe your overall educational experience in *this learning community*.**

0 = Click Here

**29. Describe your overall educational experience at *De Anza College* since you came to *De Anza*.**

0 = Click Here

**30. Would you recommend this learning community to a friend or family member?**

0 = Click Here

**Thank you again for your feedback!**