

## De Anza College Office of Institutional Research and Planning

**To:** Matt Abrahams and Anu Khana, LinC Program Coordinators

**From:** Mallory Newell, De Anza Research  
Nergal Issaie, Student Assistant

**Date:** 2/29/2012

**Subject:** LinC Survey, Fall 2011

---

A survey of LinC program students was conducted at the end of the Fall quarter in 2011. The survey was distributed to all students enrolled in a LinC course which resulted in 152 valid respondents. All sections of the LinC program were given the opportunity to participate in the survey.

The sections that chose to participate include:

ESL 262.01D  
ESL 263.01D  
ESL 272.02D  
ESL 273.02D  
LART 200.01D  
LART 200.02D  
LART 211.01D  
LART 211.02D  
LART 211.03D  
MATH 210.06D

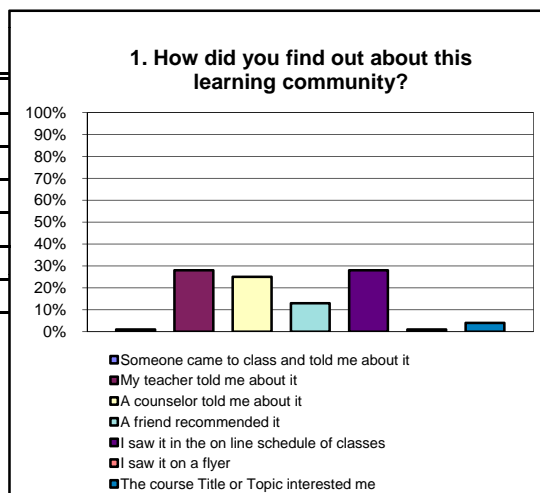
Important Highlights Include:

- 28% of respondents reported that they found out about the learning community by their teachers, 28% found it out in the online schedule of the classes, 25% by a counselor, 13% by a friend, and 1% on a flyer. The last 4% of respondents reported that the course title or topic interested them.
- 90% of respondents stated they worked with classmates during class “very often” or “often.”
- 85% of respondents described the quality of their relationship with teachers in this learning community is “very friendly, supportive and helpful” or “friendly, supportive and helpful.”
- 89% of respondents described the quality of their relationship with classmates in this learning community as “very friendly, supportive and helpful” or “friendly, supportive and helpful.”
- 65% of respondents described their overall educational experience in this learning community as “excellent” or “very good.”
- 97% of respondents reported they would recommend this learning community to a friend or family member.

# De Anza College Learning in Communities Survey, Fall 2011

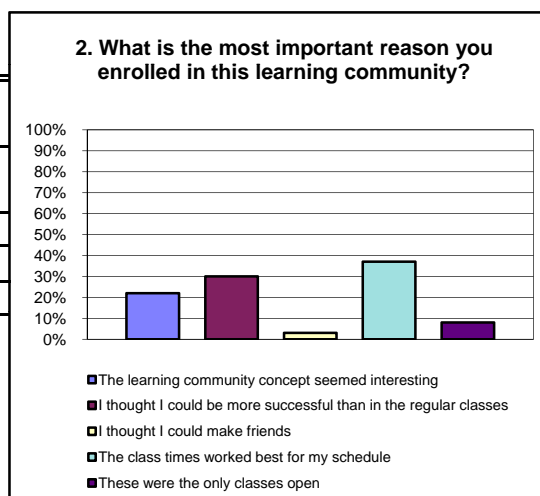
## 1. How did you find out about this learning community?

Response	N	%
Someone came to class and told me about it	2	1%
My teacher told me about it	43	28%
A counselor told me about it	38	25%
A friend recommended it	19	13%
I saw it in the on line schedule of classes	42	28%
I saw it on a flyer	2	1%
The course Title or Topic interested me	6	4%
<b>Total</b>	<b>152</b>	<b>100%</b>



## 2. What is the most important reason you enrolled in this learning community?

Response	N	%
The learning community concept seemed interesting	33	22%
I thought I could be more successful than in the regular classes	45	30%
I thought I could make friends	4	3%
The class times worked best for my schedule	56	37%
These were the only classes open	12	8%
<b>Total</b>	<b>150</b>	<b>100%</b>



# De Anza College Learning in Communities Survey, Fall 2011

In this learning community, how often have you done items

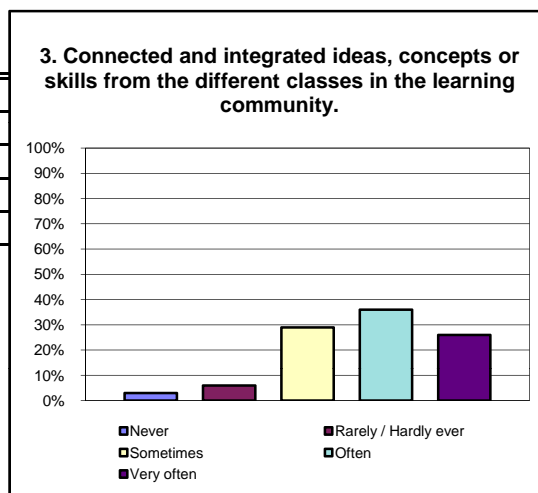
#3-16?

Please rate your experiences using the following scale:

- 1 = Never
- 2 = Rarely / Hardly ever
- 3 = Sometimes
- 4 = Often
- 5 = Very often

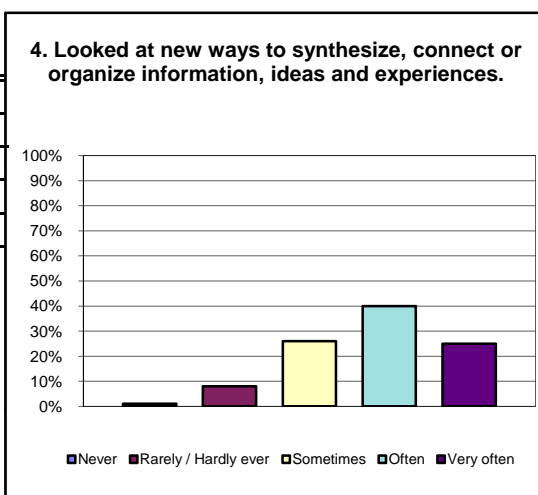
**3. Connected and integrated ideas, concepts or skills from the different classes in the learning community when discussing material and doing assignments.**

Response	N	%
Never	5	3%
Rarely / Hardly ever	9	6%
Sometimes	44	29%
Often	55	36%
Very often	39	26%
<b>Total</b>	<b>152</b>	<b>100%</b>



**4. Looked at new ways to synthesize, connect or organize information, ideas and experiences.**

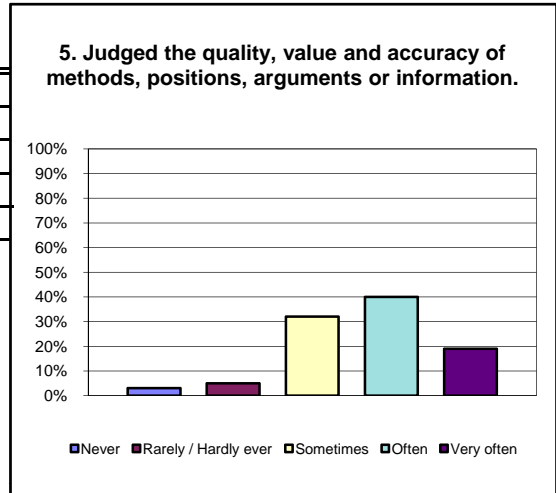
Response	N	%
Never	2	1%
Rarely / Hardly ever	12	8%
Sometimes	39	26%
Often	61	40%
Very often	38	25%
<b>Total</b>	<b>152</b>	<b>100%</b>



# De Anza College Learning in Communities Survey, Fall 2011

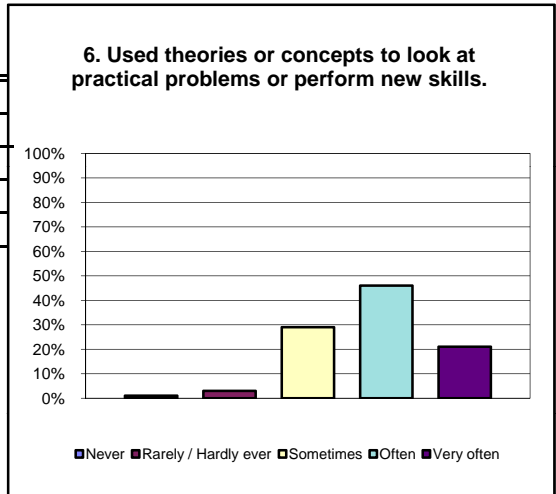
## 5. Judged the quality, value and accuracy of methods, positions, arguments or information.

Response	N	%
Never	5	3%
Rarely / Hardly ever	8	5%
Sometimes	49	32%
Often	61	40%
Very often	29	19%
<b>Total</b>	<b>152</b>	<b>100%</b>



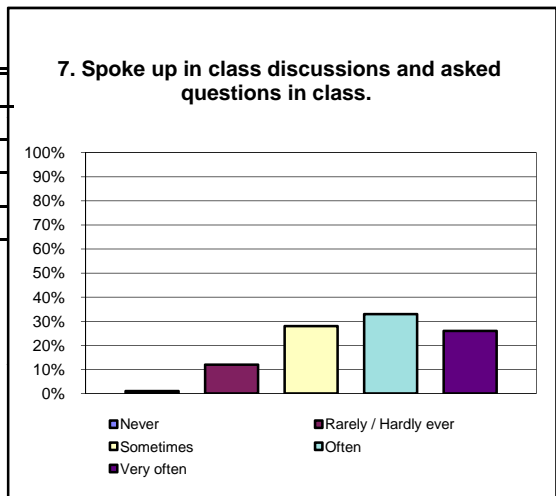
## 6. Used theories or concepts to look at practical problems or perform new skills.

Response	N	%
Never	2	1%
Rarely / Hardly ever	4	3%
Sometimes	44	29%
Often	70	46%
Very often	31	21%
<b>Total</b>	<b>151</b>	<b>100%</b>



## 7. Spoke up in class discussions and asked questions in class.

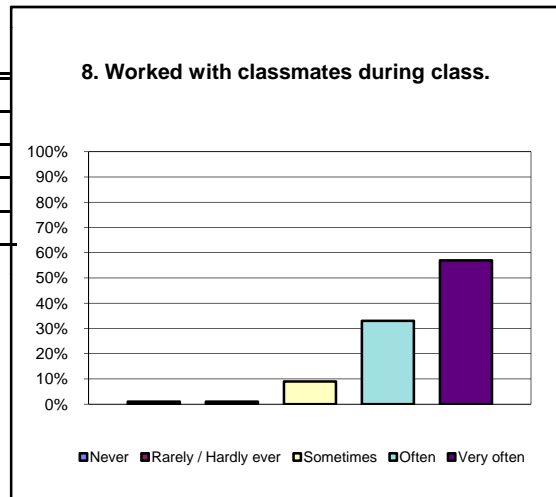
Response	N	%
Never	1	1%
Rarely / Hardly ever	18	12%
Sometimes	43	28%
Often	50	33%
Very often	39	26%
<b>Total</b>	<b>151</b>	<b>100%</b>



# De Anza College Learning in Communities Survey, Fall 2011

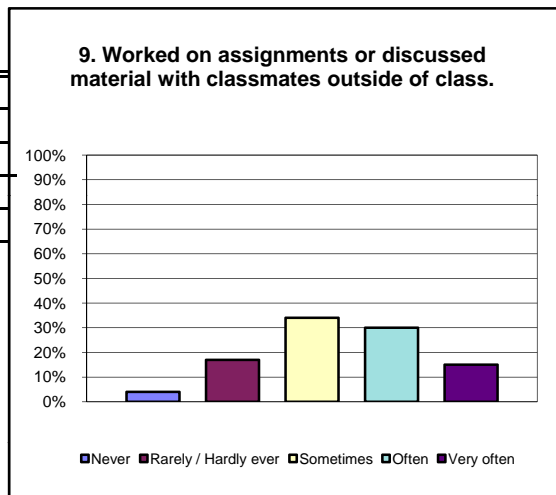
## 8. Worked with classmates during class.

Response	N	%
Never	1	1%
Rarely / Hardly ever	1	1%
Sometimes	13	9%
Often	49	33%
Very often	86	57%
<b>Total</b>	<b>150</b>	<b>100%</b>



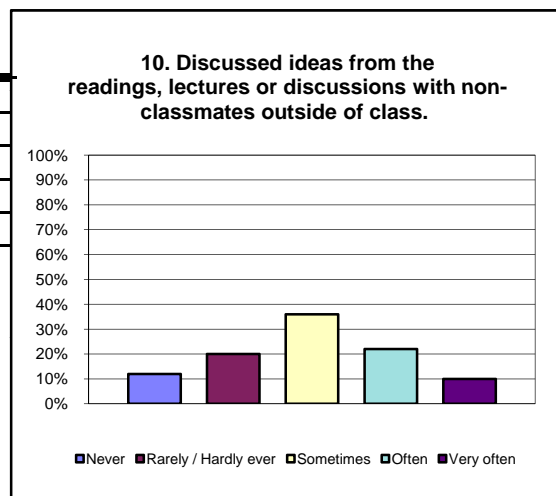
## 9. Worked on assignments or discussed material with classmates outside of class.

Response	N	%
Never	6	4%
Rarely / Hardly ever	25	17%
Sometimes	52	34%
Often	46	30%
Very often	22	15%
<b>Total</b>	<b>151</b>	<b>100%</b>



## 10. Discussed ideas from the readings, lectures or discussions with non-classmates outside of class.

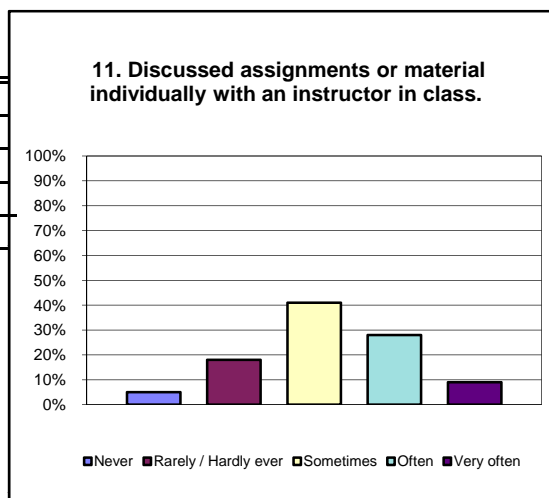
Response	N	%
Never	18	12%
Rarely / Hardly ever	30	20%
Sometimes	55	36%
Often	33	22%
Very often	15	10%
<b>Total</b>	<b>151</b>	<b>100%</b>



# De Anza College Learning in Communities Survey, Fall 2011

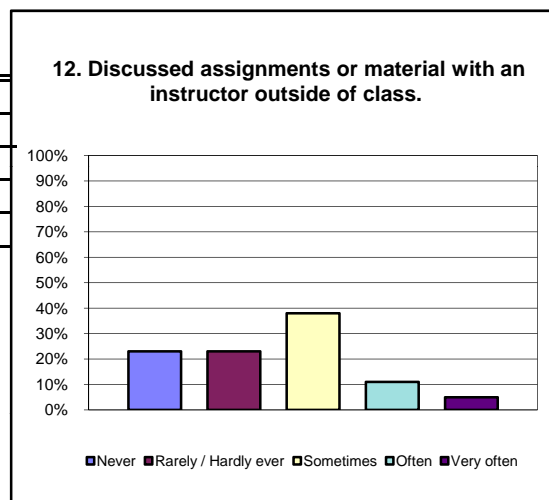
## 11. Discussed assignments or material individually with an instructor in class.

Response	N	%
Never	7	5%
Rarely / Hardly ever	27	18%
Sometimes	62	41%
Often	42	28%
Very often	13	9%
<b>Total</b>	<b>151</b>	<b>100%</b>



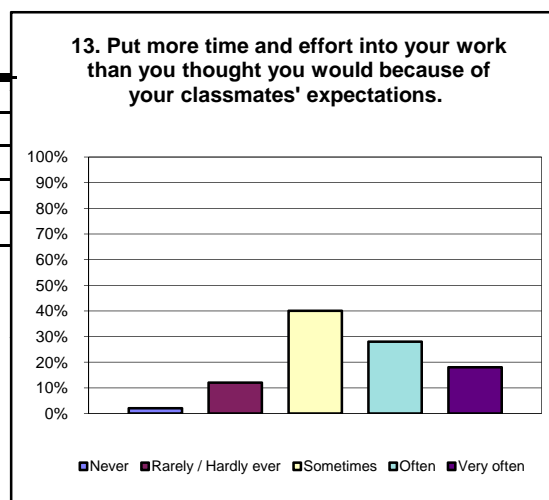
## 12. Discussed assignments or material with an instructor outside of class.

Response	N	%
Never	34	23%
Rarely / Hardly ever	35	23%
Sometimes	58	38%
Often	16	11%
Very often	8	5%
<b>Total</b>	<b>151</b>	<b>100%</b>



## 13. Put more time and effort into your work than you thought you would because of your classmates' expectations.

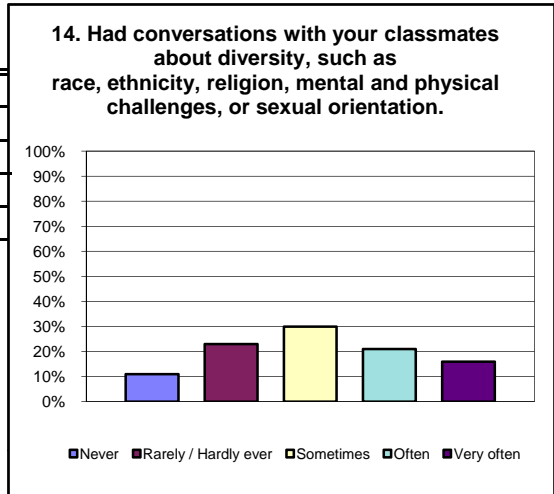
Response	N	%
Never	3	2%
Rarely / Hardly ever	18	12%
Sometimes	60	40%
Often	43	28%
Very often	27	18%
<b>Total</b>	<b>151</b>	<b>100%</b>



# De Anza College Learning in Communities Survey, Fall 2011

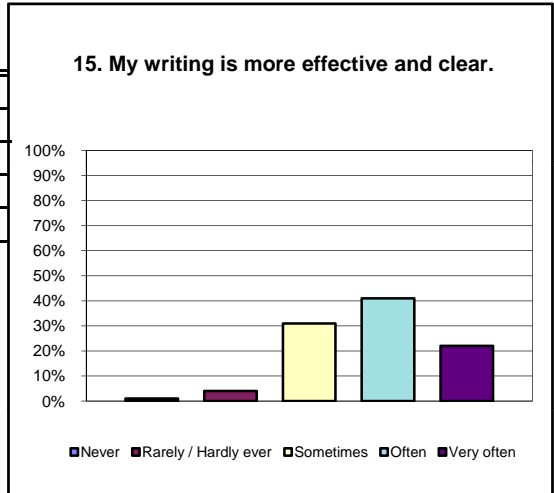
**14. Had conversations with your classmates about diversity, such as race, ethnicity, religion, mental and physical challenges, or sexual orientation.**

Response	N	%
Never	16	11%
Rarely / Hardly ever	34	23%
Sometimes	46	30%
Often	31	21%
Very often	24	16%
<b>Total</b>	<b>151</b>	<b>100%</b>



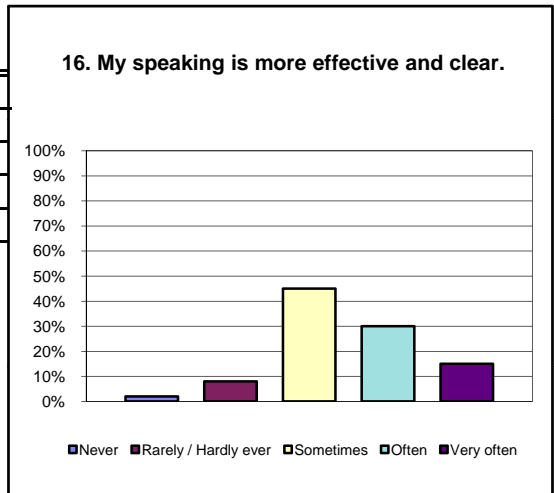
**15. My writing is more effective and clear.**

Response	N	%
Never	2	1%
Rarely / Hardly ever	6	4%
Sometimes	47	31%
Often	63	41%
Very often	34	22%
<b>Total</b>	<b>152</b>	<b>100%</b>



**16. My speaking is more effective and clear.**

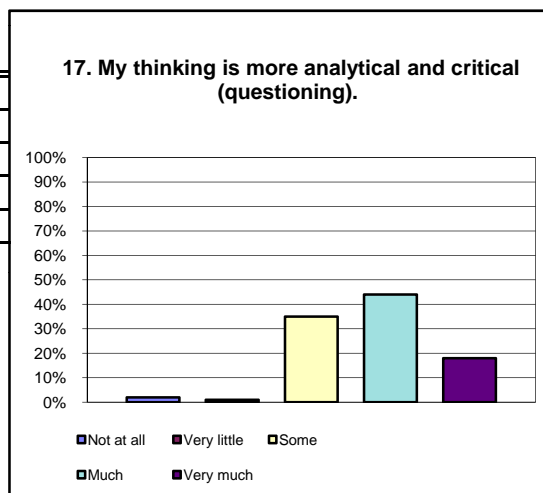
Response	N	%
Never	3	2%
Rarely / Hardly ever	12	8%
Sometimes	69	45%
Often	45	30%
Very often	23	15%
<b>Total</b>	<b>152</b>	<b>100%</b>



# De Anza College Learning in Communities Survey, Fall 2011

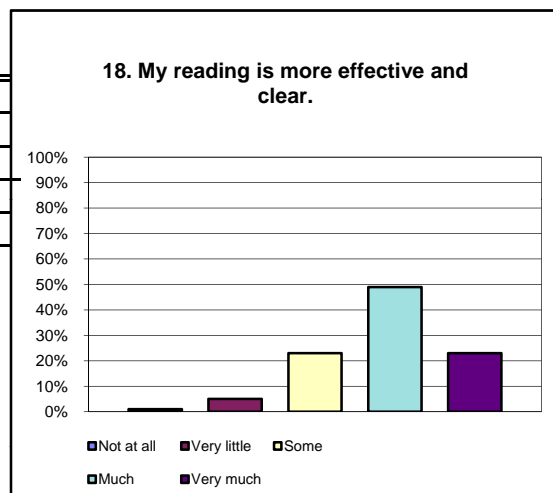
## 17. My thinking is more analytical and critical (questioning).

Response	N	%
Not at all	3	2%
Very little	2	1%
Some	53	35%
Much	66	44%
Very much	27	18%
<b>Total</b>	<b>151</b>	<b>100%</b>



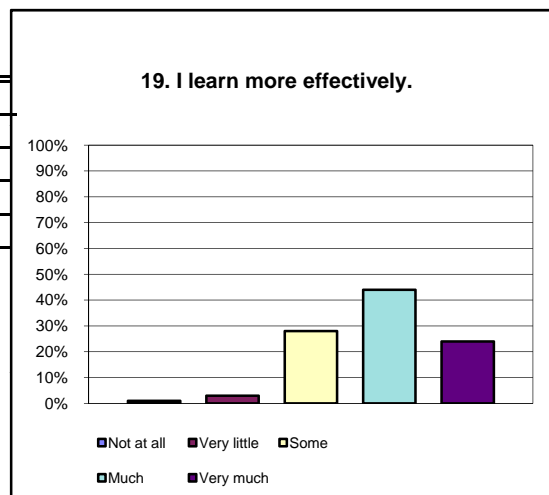
## 18. My reading is more effective and clear.

Response	N	%
Not at all	1	1%
Very little	7	5%
Some	34	23%
Much	74	49%
Very much	35	23%
<b>Total</b>	<b>151</b>	<b>100%</b>



## 19. I learn more effectively.

Response	N	%
Not at all	1	1%
Very little	4	3%
Some	43	28%
Much	67	44%
Very much	37	24%
<b>Total</b>	<b>152</b>	<b>100%</b>

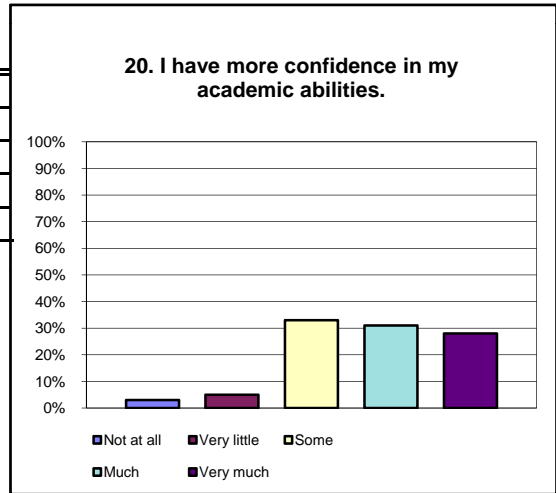




# De Anza College Learning in Communities Survey, Fall 2011

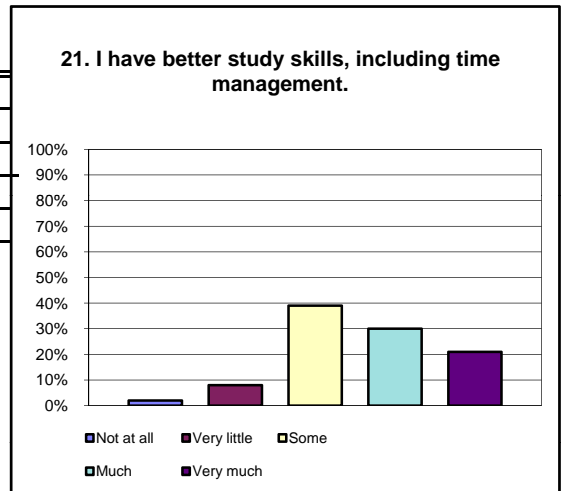
## 20. I have more confidence in my academic abilities.

Response	N	%
Not at all	5	3%
Very little	8	5%
Some	50	33%
Much	47	31%
Very much	42	28%
<b>Total</b>	<b>152</b>	<b>100%</b>



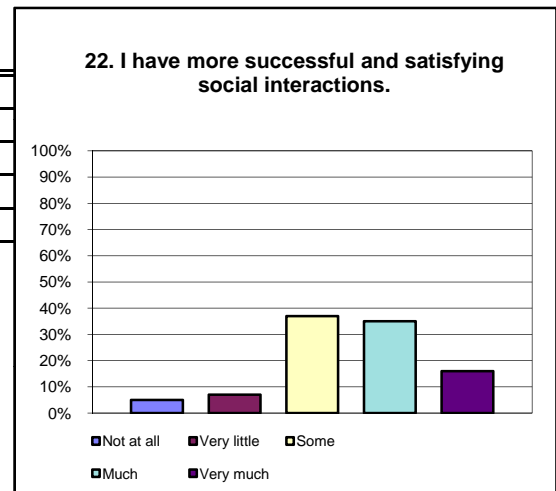
## 21. I have better study skills, including time management.

Response	N	%
Not at all	3	2%
Very little	12	8%
Some	59	39%
Much	45	30%
Very much	31	21%
<b>Total</b>	<b>150</b>	<b>100%</b>



## 22. I have more successful and satisfying social interactions.

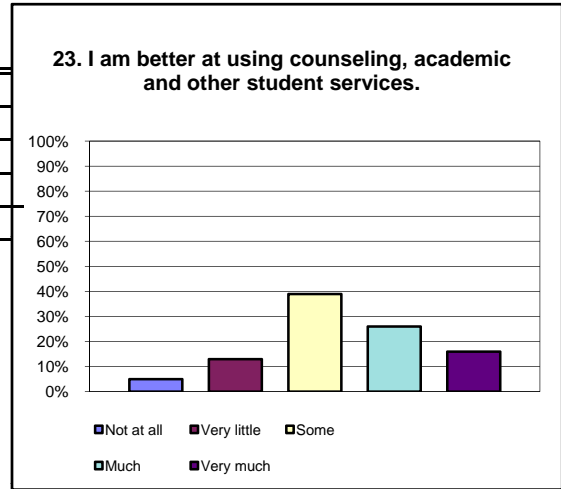
Response	N	%
Not at all	8	5%
Very little	10	7%
Some	56	37%
Much	53	35%
Very much	25	16%
<b>Total</b>	<b>152</b>	<b>100%</b>



# De Anza College Learning in Communities Survey, Fall 2011

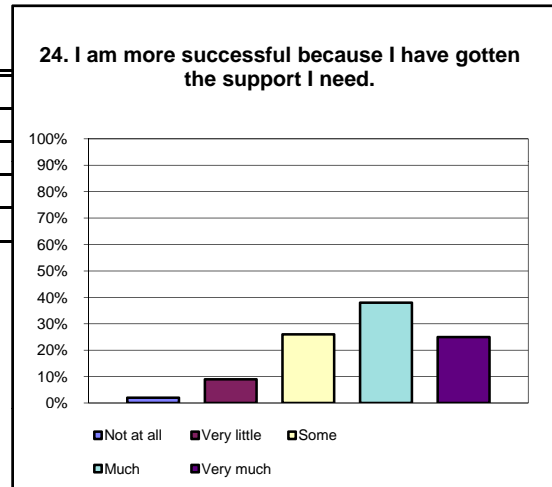
## 23. I am better at using counseling, academic and other student services.

Response	N	%
Not at all	8	5%
Very little	20	13%
Some	59	39%
Much	40	26%
Very much	25	16%
<b>Total</b>	<b>152</b>	<b>100%</b>



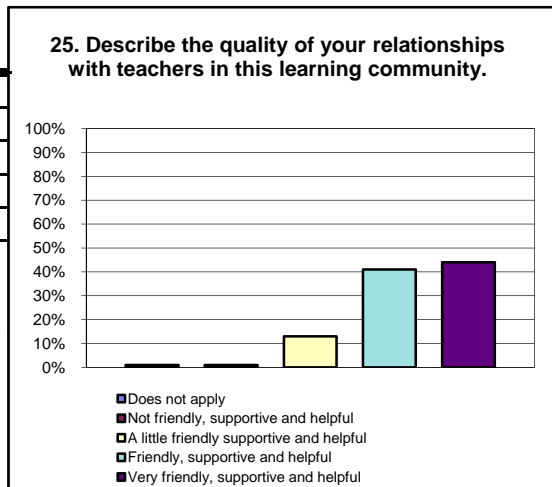
## 24. I am more successful because I have gotten the support I need.

Response	N	%
Not at all	3	2%
Very little	13	9%
Some	39	26%
Much	58	38%
Very much	38	25%
<b>Total</b>	<b>151</b>	<b>100%</b>



## 25. Describe the quality of your relationships with teachers in this learning community.

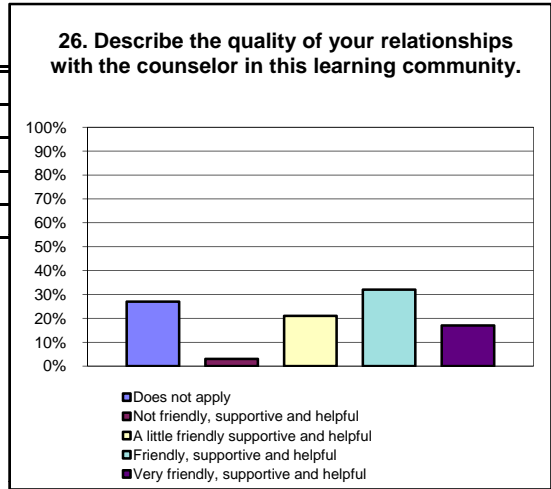
Response	N	%
Does not apply	2	1%
Not friendly, supportive and helpful	1	1%
A little friendly supportive and helpful	20	13%
Friendly, supportive and helpful	62	41%
Very friendly, supportive and helpful	67	44%
<b>Total</b>	<b>152</b>	<b>100%</b>



# De Anza College Learning in Communities Survey, Fall 2011

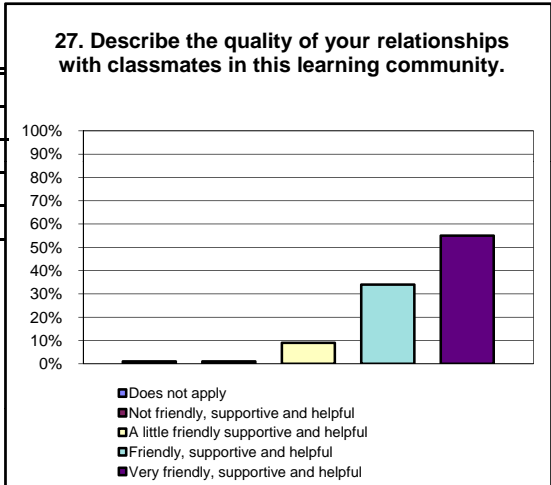
## 26. Describe the quality of your relationships with the counselor in this learning community.

Response	N	%
Does not apply	40	27%
Not friendly, supportive and helpful	4	3%
A little friendly supportive and helpful	32	21%
Friendly, supportive and helpful	48	32%
Very friendly, supportive and helpful	25	17%
<b>Total</b>	<b>149</b>	<b>100%</b>



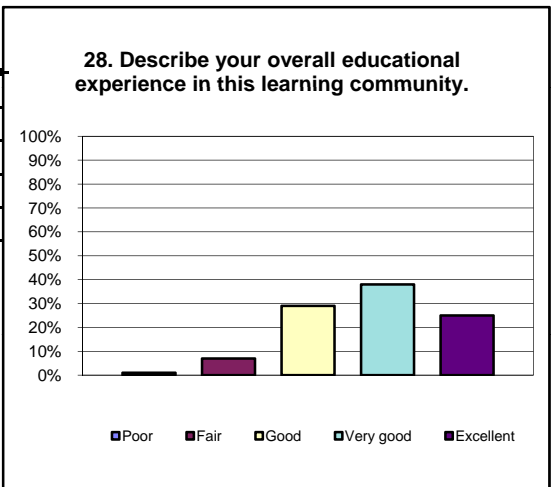
## 27. Describe the quality of your relationships with classmates in this learning community.

Response	N	%
Does not apply	1	1%
Not friendly, supportive and helpful	2	1%
A little friendly supportive and helpful	13	9%
Friendly, supportive and helpful	52	34%
Very friendly, supportive and helpful	83	55%
<b>Total</b>	<b>151</b>	<b>100%</b>



## 28. Describe your overall educational experience in this learning community.

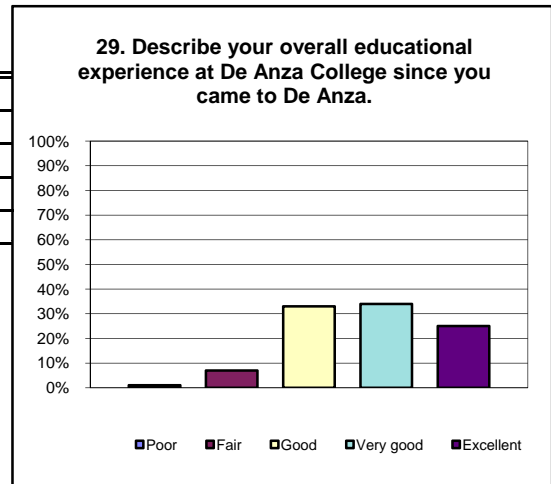
Response	N	%
Poor	2	1%
Fair	11	7%
Good	44	29%
Very good	57	38%
Excellent	38	25%
<b>Total</b>	<b>152</b>	<b>100%</b>



# De Anza College Learning in Communities Survey, Fall 2011

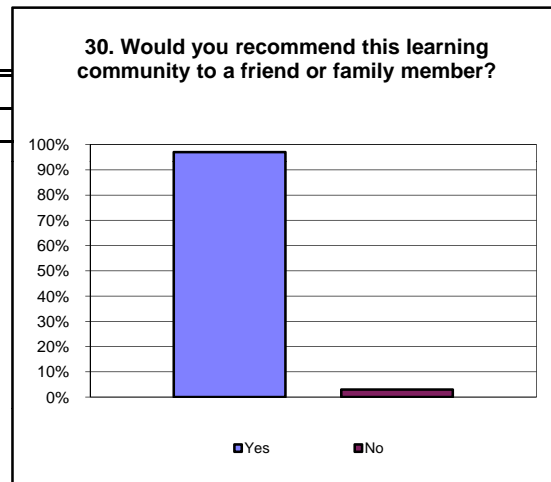
## 29. Describe your overall educational experience at De Anza College since you came to De Anza.

Response	N	%
Poor	2	1%
Fair	10	7%
Good	50	33%
Very good	52	34%
Excellent	38	25%
<b>Total</b>	<b>152</b>	<b>100%</b>



## 30. Would you recommend this learning community to a friend or family member?

Response	N	%
Yes	146	97%
No	5	3%
<b>Total</b>	<b>151</b>	<b>100%</b>





# De Anza College Learning in Communities Survey

Page 1 of 2

This survey will be used for research purposes only. All responses will remain anonymous and any data that is reported will be at the aggregate level (no individual data will be given out). You may choose not to answer any question.

This survey will help the Learning in Communities(LinC) Program serve students better. The results will be given to the research staff, not your instructor. This survey is voluntary and completing it shows your willingness to participate.

Please answer all questions in relation to this learning community this quarter.

We greatly appreciate your participation!

**1. How did you find out about this learning community?**

**2. What is the most important reason you enrolled in this learning community?**

**In this learning community, how often have you done items #3-16?**

Please rate your experiences using the following scale:

- 1 = Never**
- 2 = Rarely / Hardly ever**
- 3 = Sometimes**
- 4 = Often**
- 5 = Very often**

**3. Connected and integrated ideas, concepts or skills from the different classes in the learning community when discussing material and doing assignments.**

**4. Looked at new ways to synthesize, connect or organize information, ideas and experiences.**

**5. Judged the quality, value and accuracy of methods, positions, arguments or information.**

**6. Used theories or concepts to look at practical problems or perform new skills.**

0 = Click Here

**7. Spoke up in class discussions and asked questions in class.**

0 = Click Here

**8. Worked with classmates during class.**

0 = Click Here

**9. Worked on assignments or discussed material with classmates outside of class.**

0 = Click Here

**10. Discussed ideas from the readings, lectures or discussions with non-classmates outside of class.**

0 = Click Here

**11. Discussed assignments or material individually with an instructor in class.**

0 = Click Here

**12. Discussed assignments or material with an instructor outside of class.**

0 = Click Here

**13. Put more time and effort into your work than you thought you would because of your classmates' expectations.**

0 = Click Here

**14. Had conversations with your classmates about diversity, such as race, ethnicity, religion, mental and physical challenges, or sexual orientation.**

0 = Click Here

---

Next Page



# De Anza College Learning in Communities Survey

Page 2 of 2

**What benefits have you gotten by your experience in this learning community?**

Please use the following scale when answering #17-26:

- 1 = Not at all
- 2 = Very little
- 3 = Some
- 4 = Much
- 5 = Very much

15. My writing is more effective and clear.

16. My speaking is more effective and clear.

17. My thinking is more analytical and critical (questioning).

18. My reading is more effective and clear.

19. I learn more effectively.

20. I have more confidence in my academic abilities.

21. I have better study skills, including time management.

22. I have more successful and satisfying social interactions.

23. I am better at using counseling, academic and other student services.

24. I am more successful because I have gotten the support I need.

25. Describe the quality of your relationships with teachers in this learning community.

26. Describe the quality of your relationships with the counselor in this learning community.

27. Describe the quality of your relationships with classmates in this learning community.

28. Describe your overall educational experience in this learning community.

29. Describe your overall educational experience at De Anza College since you came to De Anza.

0 = Click Here

30. Would you recommend this learning community to a friend or family member?

0 = Click Here

**Thank you again for your feedback!**

---

[Submit Survey](#)