

De Anza College Office of Institutional Research and Planning

To: Matt Abrahams and Anu Khana, LinC Program Coordinators

From: Mallory Newell, De Anza Research
Nergal Issaie, Student Assistant

Date: 6/27/2011

Subject: LinC Survey, Spring 2011

A survey of LinC program students was conducted at the end of the Spring quarter in 2011. The survey was distributed to all students enrolled in a LinC course which resulted in 100 valid respondents. All sections of the LinC program were given the opportunity to participate in the survey.

The sections that chose to participate include:

ELIT-D024.-01D
ESL-D262.-01D
ESL-D263.-01D
EWRT-D001A.-1YD
ICS-D024.-01D
LART-D211.-01D
LART-D211.-03D
LART-D211.-61D

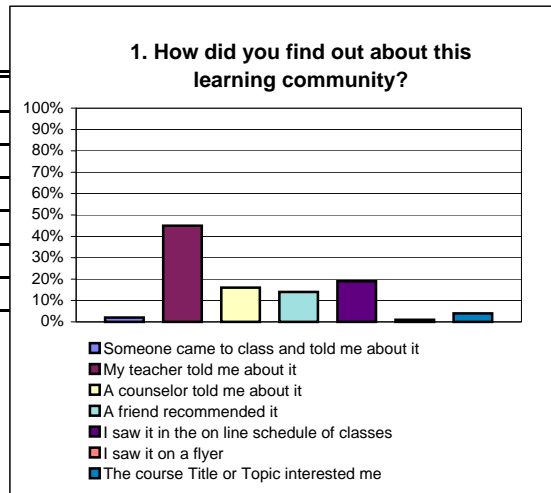
Important Highlights Include:

- 45% of respondents reported that they found out about the learning community by their teachers, 19% found it out in the online schedule of the classes, 16% by a counselor, 14% by a friend, and 4% on a flyer. The last 1% of respondents reported that the course title or topic interested them.
- 88% of respondents stated they worked with classmates during class “very often” or “often.”
- 89% of respondents described the quality of their relationship with teachers in this learning community is “very friendly, supportive and helpful” or “friendly, supportive and helpful.”
- 89% of respondents described the quality of their relationship with classmates in this learning community as “very friendly, supportive and helpful” or “friendly, supportive and helpful.”
- 69% of respondents described their overall educational experience in this learning community as “excellent” or “very good.”
- 97% of respondents reported they would recommend this learning community to a friend or family member.

De Anza College Learning in Communities Survey, Spring 2011

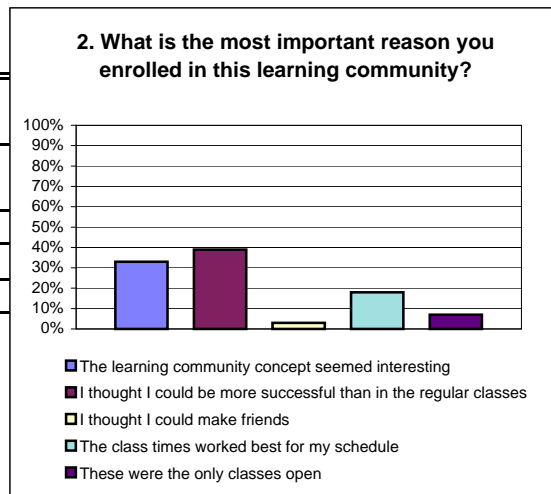
1. How did you find out about this learning community?

Response	N	%
Someone came to class and told me about it	2	2%
My teacher told me about it	45	45%
A counselor told me about it	16	16%
A friend recommended it	14	14%
I saw it in the on line schedule of classes	19	19%
I saw it on a flyer	1	1%
The course Title or Topic interested me	4	4%
Total	101	100%



2. What is the most important reason you enrolled in this learning community?

Response	N	%
The learning community concept seemed interesting	33	33%
I thought I could be more successful than in the regular classes	39	39%
I thought I could make friends	3	3%
The class times worked best for my schedule	18	18%
These were the only classes open	7	7%
Total	100	100%



De Anza College Learning in Communities Survey, Spring 2011

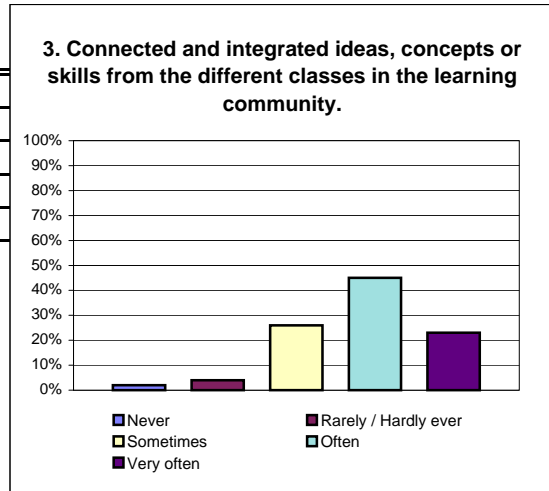
In this learning community, how often have you done items #3-16?

Please rate your experiences using the following scale:

- 1 = Never
- 2 = Rarely / Hardly ever
- 3 = Sometimes
- 4 = Often
- 5 = Very often

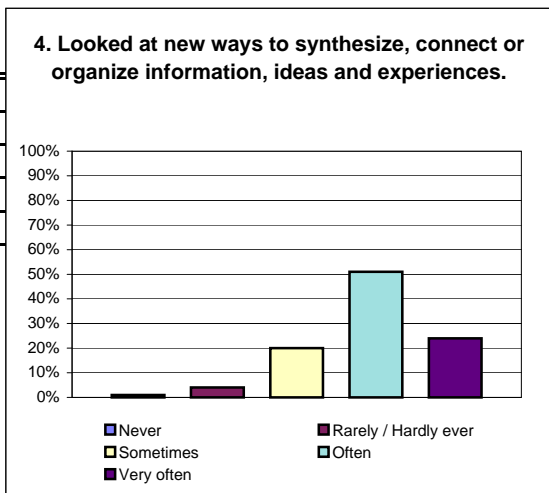
3. Connected and integrated ideas, concepts or skills from the different classes in the learning community when discussing material and doing assignments.

Response	N	%
Never	2	2%
Rarely / Hardly ever	4	4%
Sometimes	26	26%
Often	45	45%
Very often	23	23%
Total	100	100%



4. Looked at new ways to synthesize, connect or organize information, ideas and experiences.

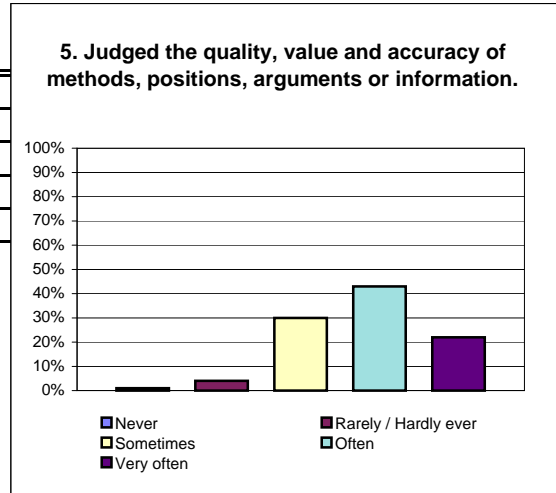
Response	N	%
Never	1	1%
Rarely / Hardly ever	4	4%
Sometimes	20	20%
Often	50	51%
Very often	24	24%
Total	99	100%



De Anza College Learning in Communities Survey, Spring 2011

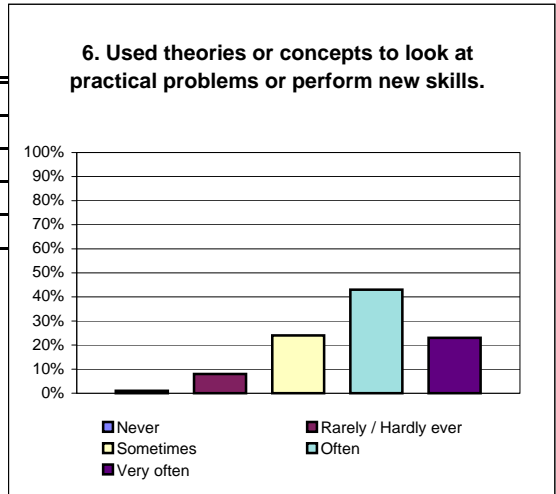
5. Judged the quality, value and accuracy of methods, positions, arguments or information.

Response	N	%
Never	1	1%
Rarely / Hardly ever	4	4%
Sometimes	30	30%
Often	43	43%
Very often	22	22%
Total	100	100%



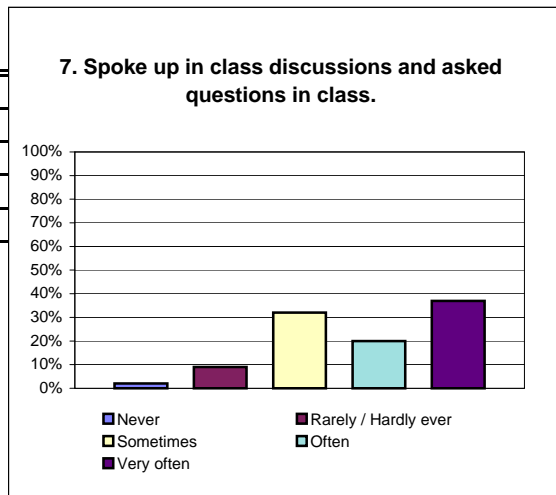
6. Used theories or concepts to look at practical problems or perform new skills.

Response	N	%
Never	1	1%
Rarely / Hardly ever	8	8%
Sometimes	24	24%
Often	42	43%
Very often	23	23%
Total	98	100%



7. Spoke up in class discussions and asked questions in class.

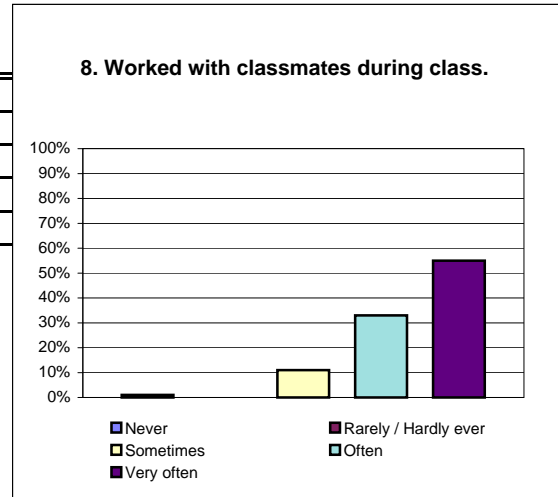
Response	N	%
Never	2	2%
Rarely / Hardly ever	9	9%
Sometimes	32	32%
Often	20	20%
Very often	37	37%
Total	100	100%



De Anza College Learning in Communities Survey, Spring 2011

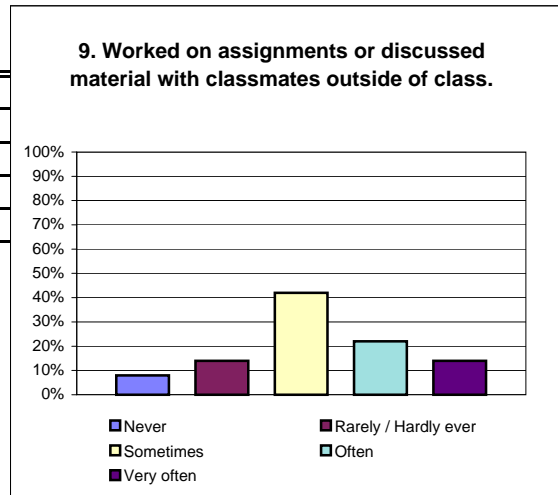
8. Worked with classmates during class.

Response	N	%
Never	1	1%
Rarely / Hardly ever	0	0%
Sometimes	11	11%
Often	33	33%
Very often	55	55%
Total	100	100%



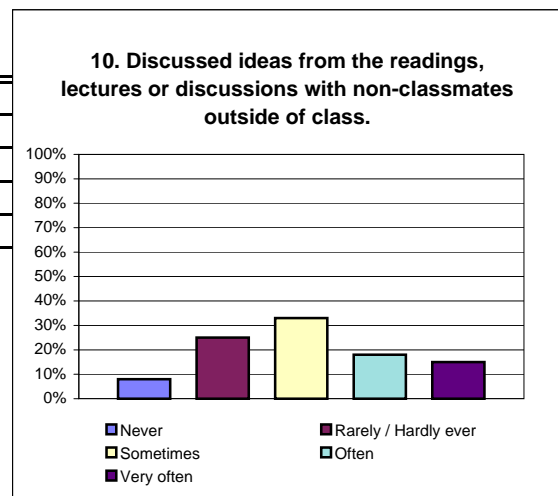
9. Worked on assignments or discussed material with classmates outside of class.

Response	N	%
Never	8	8%
Rarely / Hardly ever	14	14%
Sometimes	42	42%
Often	22	22%
Very often	14	14%
Total	100	100%



10. Discussed ideas from the readings, lectures or discussions with non-classmates outside of class.

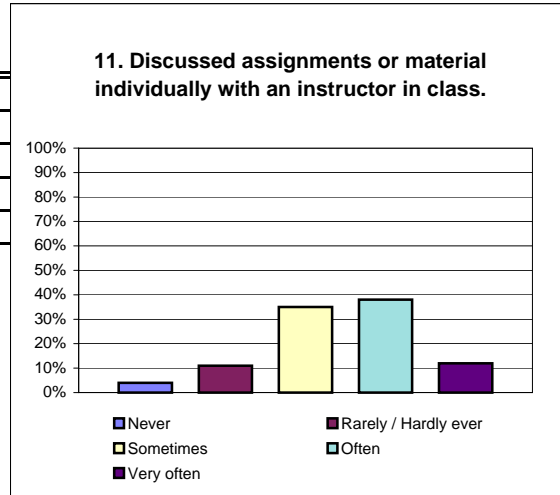
Response	N	%
Never	8	8%
Rarely / Hardly ever	25	25%
Sometimes	33	33%
Often	18	18%
Very often	15	15%
Total	99	100%



De Anza College Learning in Communities Survey, Spring 2011

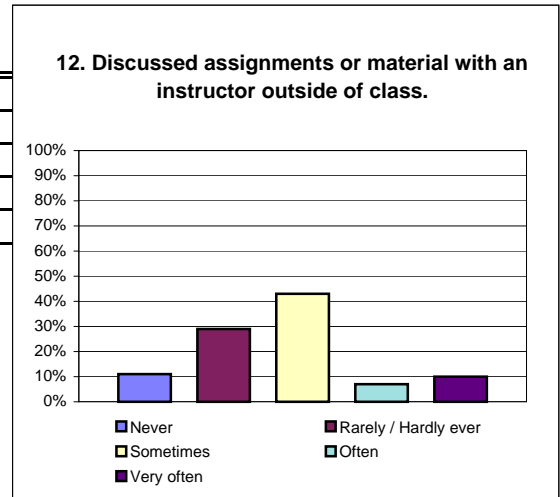
11. Discussed assignments or material individually with an instructor in class.

Response	N	%
Never	4	4%
Rarely / Hardly ever	11	11%
Sometimes	35	35%
Often	38	38%
Very often	12	12%
Total	100	100%



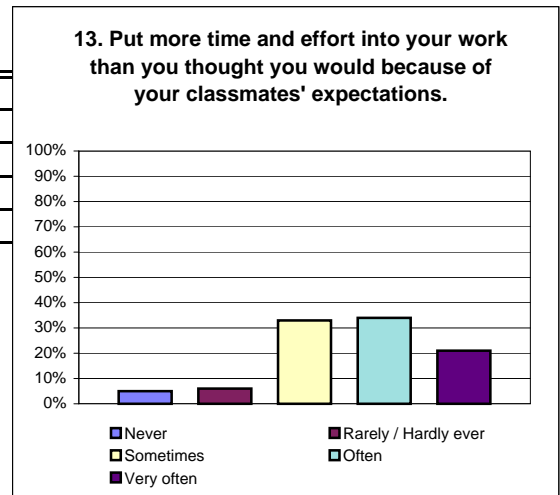
12. Discussed assignments or material with an instructor outside of class.

Response	N	%
Never	11	11%
Rarely / Hardly ever	29	29%
Sometimes	43	43%
Often	7	7%
Very often	10	10%
Total	100	100%



13. Put more time and effort into your work than you thought you would because of your classmates' expectations.

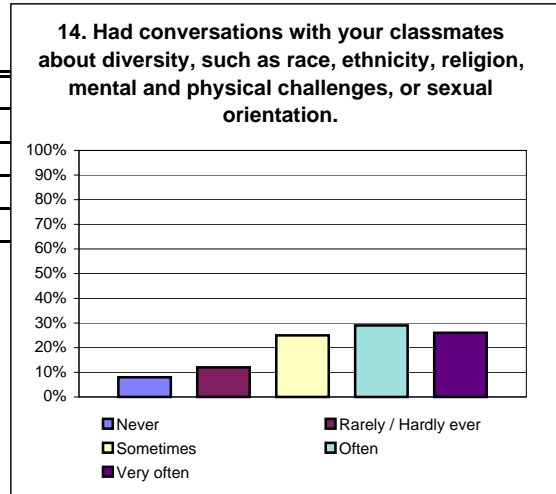
Response	N	%
Never	5	5%
Rarely / Hardly ever	6	6%
Sometimes	33	33%
Often	34	34%
Very often	21	21%
Total	99	100%



De Anza College Learning in Communities Survey, Spring 2011

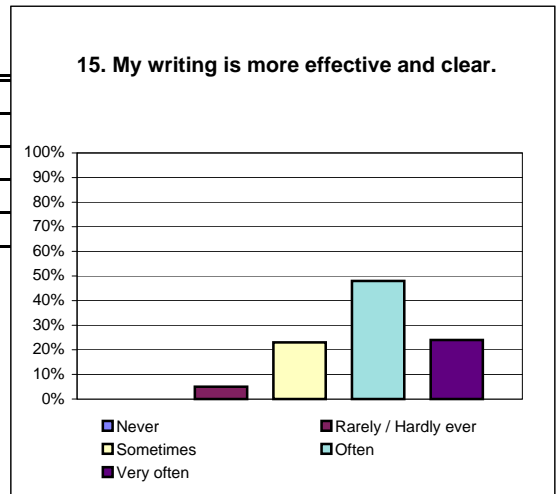
14. Had conversations with your classmates about diversity, such as race, ethnicity, religion, mental and physical challenges, or sexual orientation.

Response	N	%
Never	8	8%
Rarely / Hardly ever	12	12%
Sometimes	25	25%
Often	29	29%
Very often	26	26%
Total	100	100%



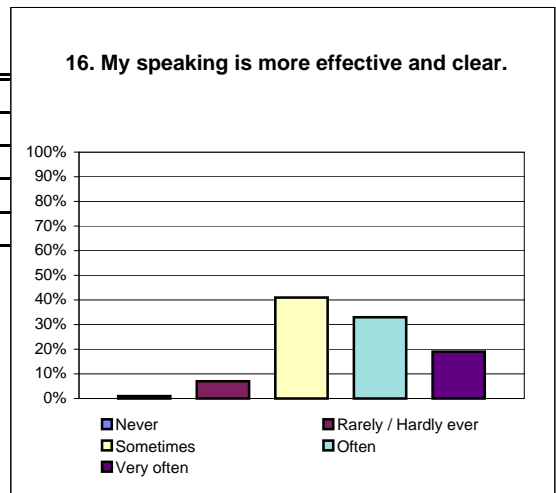
15. My writing is more effective and clear.

Response	N	%
Never	0	0%
Rarely / Hardly ever	5	5%
Sometimes	23	23%
Often	48	48%
Very often	24	24%
Total	100	100%



16. My speaking is more effective and clear.

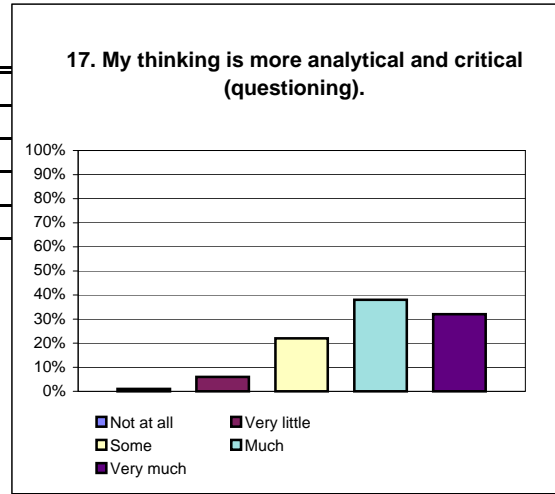
Response	N	%
Never	1	1%
Rarely / Hardly ever	7	7%
Sometimes	41	41%
Often	33	33%
Very often	19	19%
Total	101	100%



De Anza College Learning in Communities Survey, Spring 2011

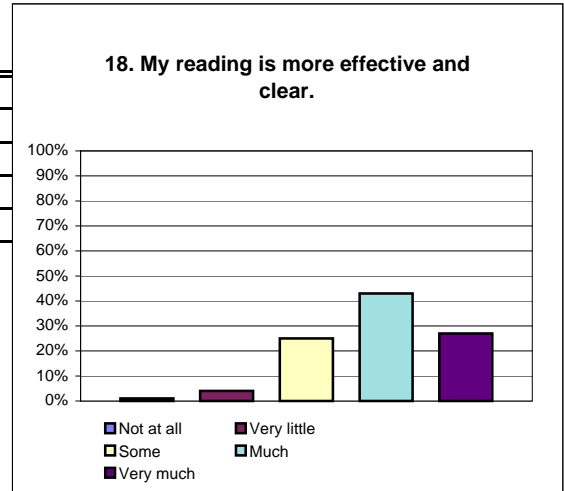
17. My thinking is more analytical and critical (questioning).

Response	N	%
Not at all	1	1%
Very little	6	6%
Some	22	22%
Much	38	38%
Very much	32	32%
Total	99	100%



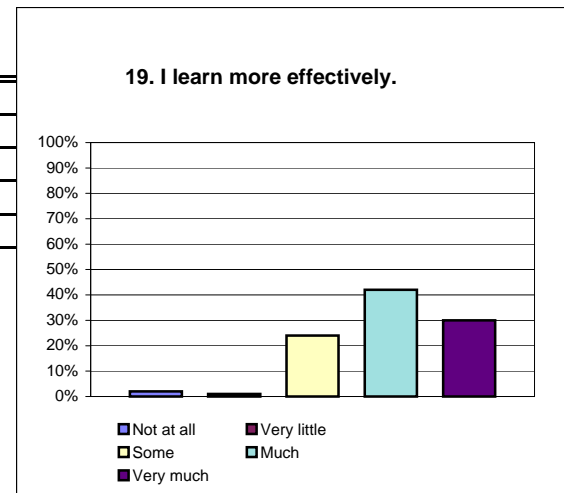
18. My reading is more effective and clear.

Response	N	%
Not at all	1	1%
Very little	4	4%
Some	25	25%
Much	43	43%
Very much	27	27%
Total	100	100%



19. I learn more effectively.

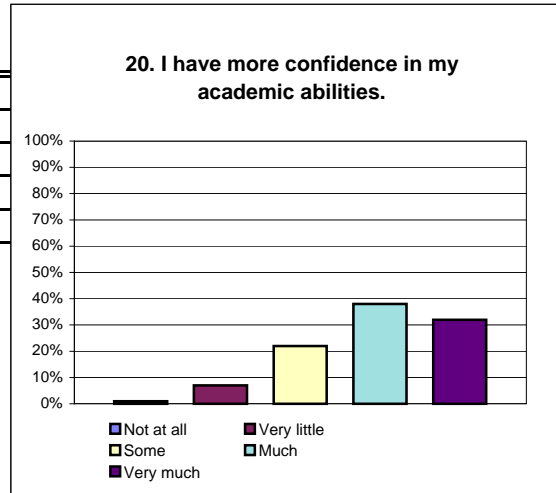
Response	N	%
Not at all	2	2%
Very little	1	1%
Some	24	24%
Much	42	42%
Very much	30	30%
Total	99	100%



De Anza College Learning in Communities Survey, Spring 2011

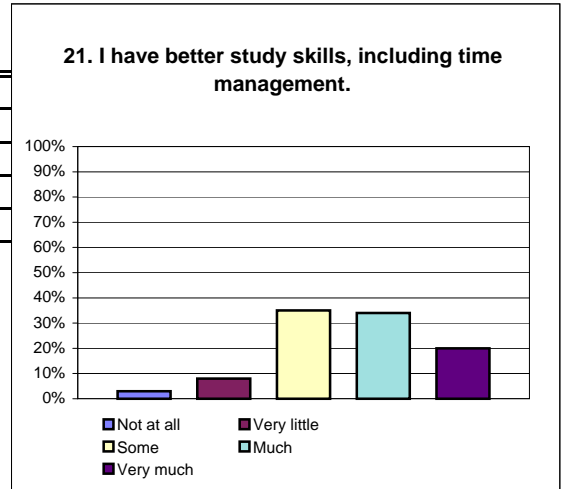
20. I have more confidence in my academic abilities.

Response	N	%
Not at all	1	1%
Very little	7	7%
Some	22	22%
Much	38	38%
Very much	32	32%
Total	100	100%



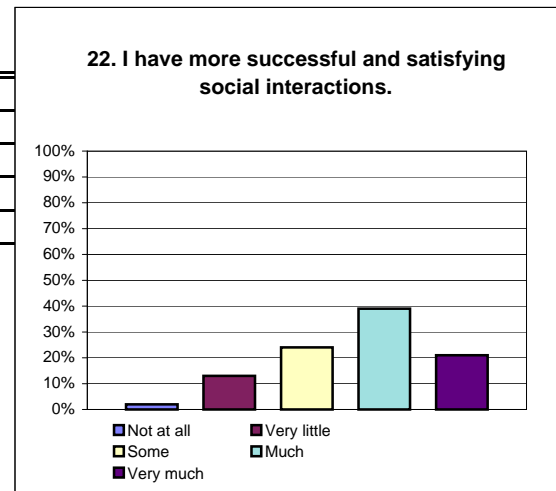
21. I have better study skills, including time management.

Response	N	%
Not at all	3	3%
Very little	8	8%
Some	35	35%
Much	34	34%
Very much	20	20%
Total	100	100%



22. I have more successful and satisfying social interactions.

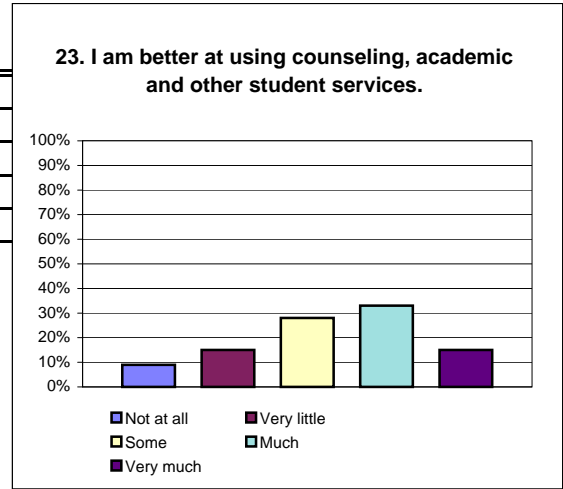
Response	N	%
Not at all	2	2%
Very little	13	13%
Some	24	24%
Much	39	39%
Very much	21	21%
Total	99	100%



De Anza College Learning in Communities Survey, Spring 2011

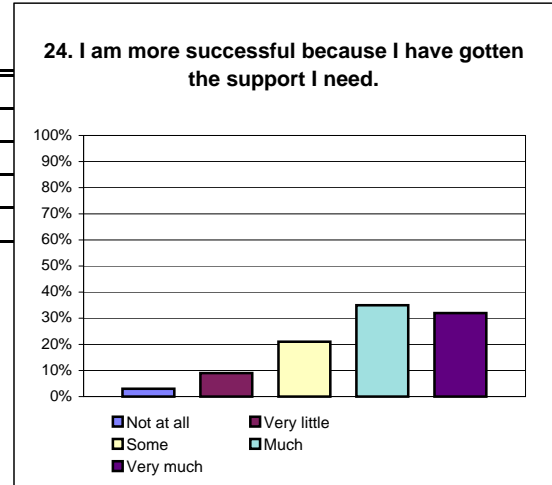
23. I am better at using counseling, academic and other student services.

Response	N	%
Not at all	9	9%
Very little	15	15%
Some	28	28%
Much	33	33%
Very much	15	15%
Total	100	100%



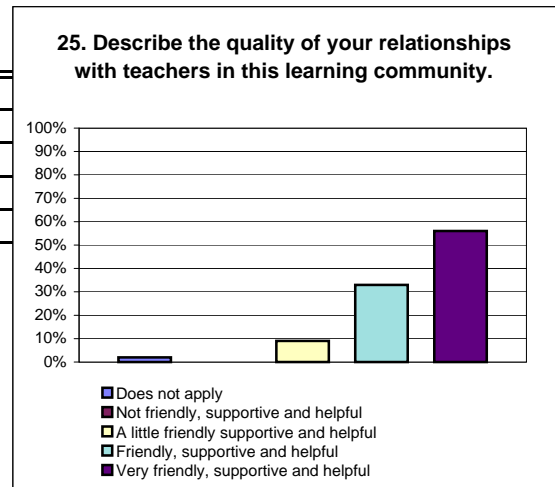
24. I am more successful because I have gotten the support I need.

Response	N	%
Not at all	3	3%
Very little	9	9%
Some	21	21%
Much	35	35%
Very much	32	32%
Total	100	100%



25. Describe the quality of your relationships with teachers in this learning community.

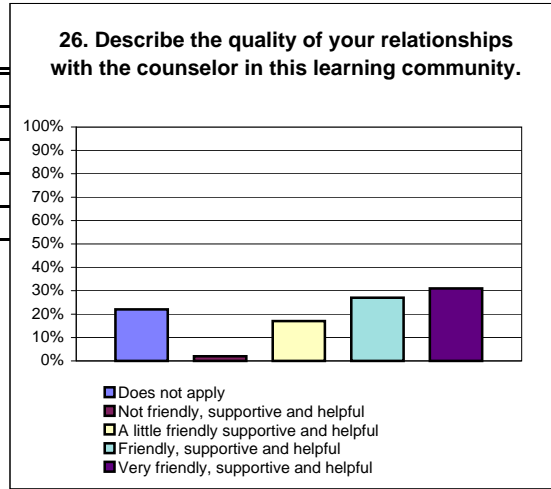
Response	N	%
Does not apply	2	2%
Not friendly, supportive and helpful	0	0%
A little friendly supportive and helpful	9	9%
Friendly, supportive and helpful	33	33%
Very friendly, supportive and helpful	56	56%
Total	100	100%



De Anza College Learning in Communities Survey, Spring 2011

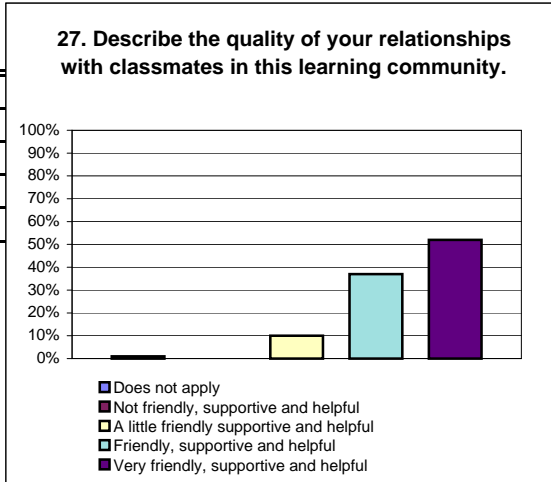
26. Describe the quality of your relationships with the counselor in this learning community.

Response	N	%
Does not apply	22	22%
Not friendly, supportive and helpful	2	2%
A little friendly supportive and helpful	17	17%
Friendly, supportive and helpful	27	27%
Very friendly, supportive and helpful	31	31%
Total	99	100%



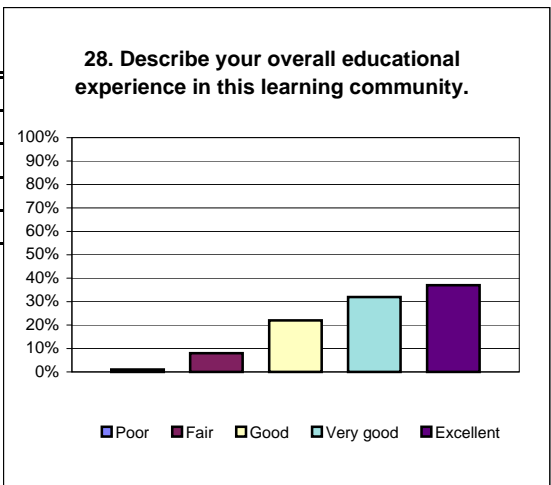
27. Describe the quality of your relationships with classmates in this learning community.

Response	N	%
Does not apply	1	1%
Not friendly, supportive and helpful	0	0%
A little friendly supportive and helpful	10	10%
Friendly, supportive and helpful	37	37%
Very friendly, supportive and helpful	52	52%
Total	100	100%



28. Describe your overall educational experience in this learning community.

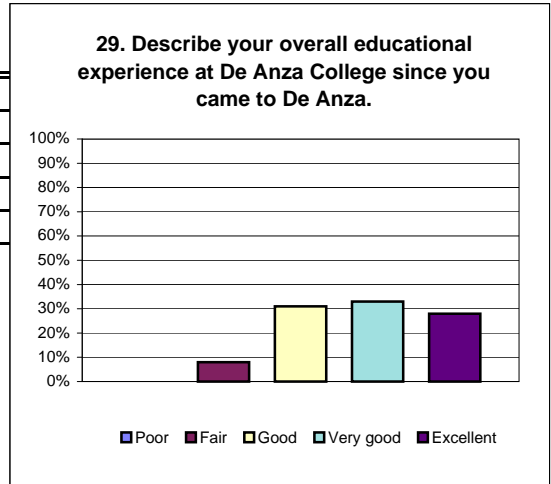
Response	N	%
Poor	1	1%
Fair	8	8%
Good	22	22%
Very good	32	32%
Excellent	37	37%
Total	100	100%



De Anza College Learning in Communities Survey, Spring 2011

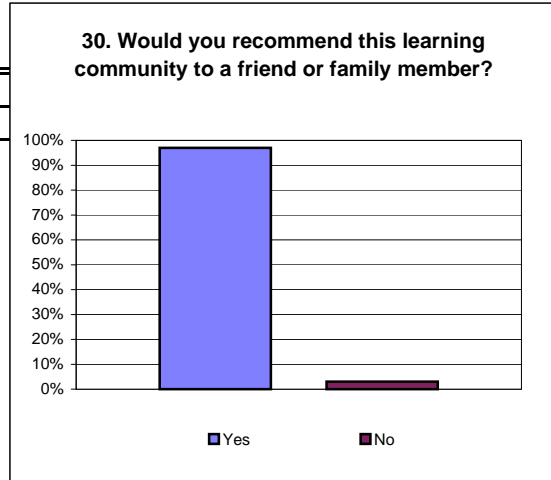
29. Describe your overall educational experience at De Anza College since you came to De Anza.

Response	N	%
Poor	0	0%
Fair	8	8%
Good	31	31%
Very good	33	33%
Excellent	28	28%
Total	100	100%



30. Would you recommend this learning community to a friend or family member?

Response	N	%
Yes	97	97%
No	3	3%
Total	100	100%





De Anza College Learning in Communities Survey

Page 1 of 2

This survey will be used for research purposes only. All responses will remain anonymous and any data that is reported will be at the aggregate level (no individual data will be given out). You may choose not to answer any question.

This survey will help the Learning in Communities(LinC) Program serve students better. The results will be given to the research staff, not your instructor. This survey is voluntary and completing it shows your willingness to participate.

Please answer all questions in relation to this learning community this quarter.

We greatly appreciate your participation!

1. How did you find out about this learning community?

2. What is the most important reason you enrolled in this learning community?

In this learning community, how often have you done items #3-16?

Please rate your experiences using the following scale:

- 1 = Never
- 2 = Rarely / Hardly ever
- 3 = Sometimes
- 4 = Often
- 5 = Very often

3. Connected and integrated ideas, concepts or skills from the different classes in the learning community when discussing material and doing assignments.

4. Looked at new ways to synthesize, connect or organize information, ideas and experiences.

5. Judged the quality, value and accuracy of methods, positions, arguments or information.

6. Used theories or concepts to look at practical problems or perform new skills.

0 = Click Here

7. Spoke up in class discussions and asked questions in class.

0 = Click Here

8. Worked with classmates during class.

0 = Click Here

9. Worked on assignments or discussed material with classmates outside of class.

0 = Click Here

10. Discussed ideas from the readings, lectures or discussions with non-classmates outside of class.

0 = Click Here

11. Discussed assignments or material individually with an instructor in class.

0 = Click Here

12. Discussed assignments or material with an instructor outside of class.

0 = Click Here

13. Put more time and effort into your work than you thought you would because of your classmates' expectations.

0 = Click Here

14. Had conversations with your classmates about diversity, such as race, ethnicity, religion, mental and physical challenges, or sexual orientation.

0 = Click Here

Next Page



De Anza College Learning in Communities Survey

Page 2 of 2

What benefits have you gotten by your experience in this learning community?

Please use the following scale when answering #17-26:

- 1 = Not at all
- 2 = Very little
- 3 = Some
- 4 = Much
- 5 = Very much

15. My writing is more effective and clear.

16. My speaking is more effective and clear.

17. My thinking is more analytical and critical (questioning).

18. My reading is more effective and clear.

19. I learn more effectively.

20. I have more confidence in my academic abilities.

21. I have better study skills, including time management.

22. I have more successful and satisfying social interactions.

23. I am better at using counseling, academic and other student services.

24. I am more successful because I have gotten the support I need.

25. Describe the quality of your relationships with teachers in this learning community.

26. Describe the quality of your relationships with the counselor in this learning community.

27. Describe the quality of your relationships with classmates in this learning community.

28. Describe your overall educational experience in this learning community.

29. Describe your overall educational experience at De Anza College since you came to De Anza.

0 = Click Here



30. Would you recommend this learning community to a friend or family member?

0 = Click Here



Thank you again for your feedback!

[Submit Survey](#)