

De Anza College Office of Institutional Research and Planning

To: Matt Abrahams and Anu Khana, LinC Program Coordinators

From: Mallory Newell, De Anza Research
Nergal Issaie, Student Assistant

Date: 8/24/2011

Subject: APALI LinC Course, Summer 2011

A survey of LinC program students was conducted at the end of the Summer quarter in 2011. The survey was distributed to all students enrolled in the APALI LinC course which resulted in 39 valid respondents.

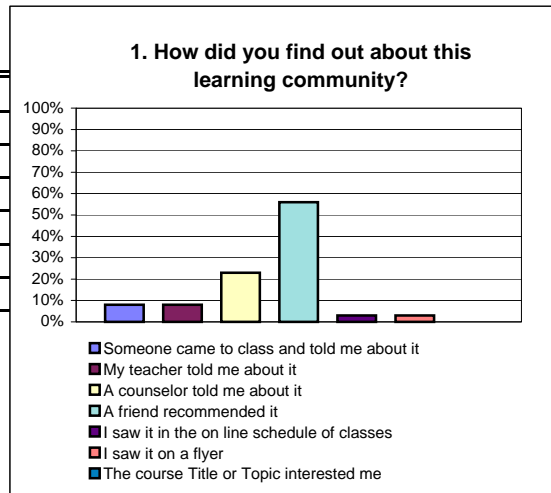
Important Highlights Include:

- 100% of respondents reported they would recommend this learning community to a friend or family member.
- 98% of respondents described the quality of their relationship with classmates in this learning community as “friendly, supportive and helpful” or “very friendly, supportive and helpful.”
- 95% of respondents described the quality of their relationship with teachers in this learning community is “friendly, supportive and helpful” or “very friendly, supportive and helpful.”
- 94% of respondents stated they worked with classmates during class “often” or “very often.”
- 84% of respondents described their overall educational experience in this learning community as “very good” or “excellent.”
- 56% respondents reported that they found out about the learning community by a friend, 23% by a counselor, 8% by a teacher, 8% by someone who came to their class and told them about it, 3% by online schedule of the classes, and 3% by a flyer.

APALI LinC Course, Summer 2011

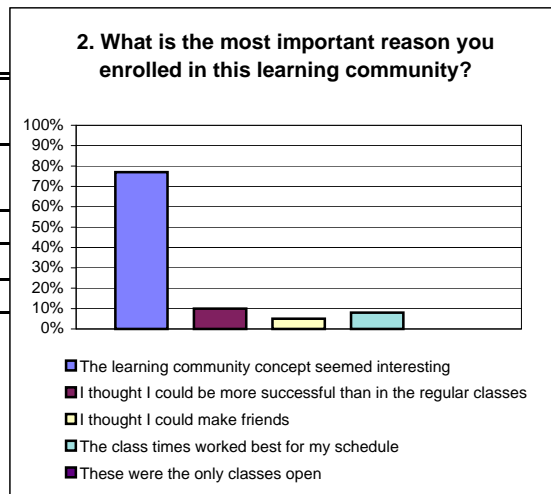
1. How did you find out about this learning community?

| Response | N | % |
|---|-----------|-------------|
| Someone came to class and told me about it | 3 | 8% |
| My teacher told me about it | 3 | 8% |
| A counselor told me about it | 9 | 23% |
| A friend recommended it | 22 | 56% |
| I saw it in the on line schedule of classes | 1 | 3% |
| I saw it on a flyer | 1 | 3% |
| The course Title or Topic interested me | 0 | 0% |
| Total | 39 | 100% |



2. What is the most important reason you enrolled in this learning community?

| Response | N | % |
|--|-----------|-------------|
| The learning community concept seemed interesting | 30 | 77% |
| I thought I could be more successful than in the regular classes | 4 | 10% |
| I thought I could make friends | 2 | 5% |
| The class times worked best for my schedule | 3 | 8% |
| These were the only classes open | 0 | 0% |
| Total | 39 | 100% |



APALI LinC Course, Summer 2011

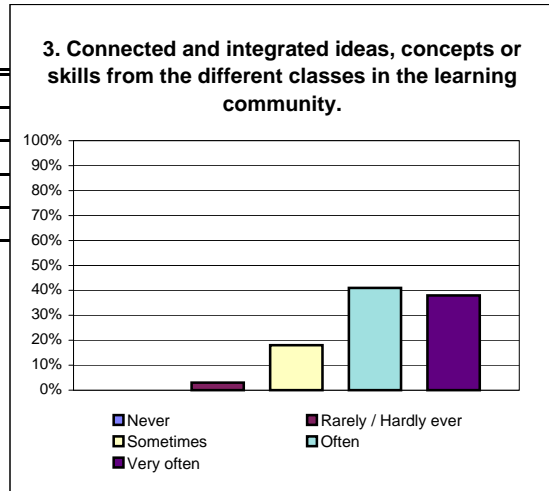
In this learning community, how often have you done items #3-16?

Please rate your experiences using the following scale:

- 1 = Never
- 2 = Rarely / Hardly ever
- 3 = Sometimes
- 4 = Often
- 5 = Very often

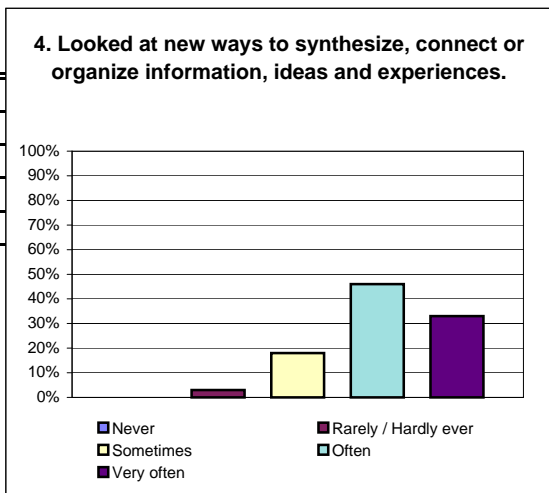
3. Connected and integrated ideas, concepts or skills from the different classes in the learning community when discussing material and doing assignments.

| Response | N | % |
|----------------------|-----------|-------------|
| Never | 0 | 0% |
| Rarely / Hardly ever | 1 | 3% |
| Sometimes | 7 | 18% |
| Often | 16 | 41% |
| Very often | 15 | 38% |
| Total | 39 | 100% |



4. Looked at new ways to synthesize, connect or organize information, ideas and experiences.

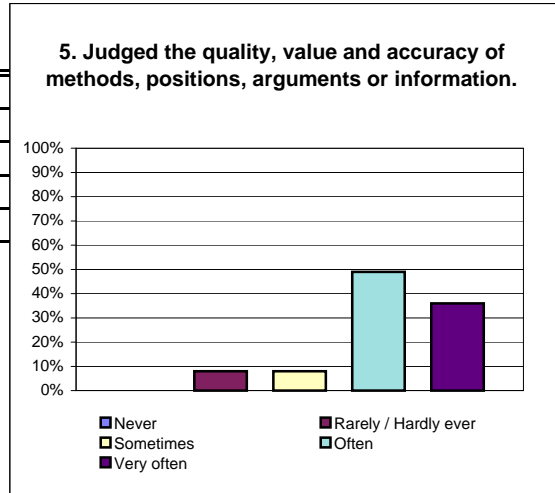
| Response | N | % |
|----------------------|-----------|-------------|
| Never | 0 | 0% |
| Rarely / Hardly ever | 1 | 3% |
| Sometimes | 7 | 18% |
| Often | 18 | 46% |
| Very often | 13 | 33% |
| Total | 39 | 100% |



APALI LinC Course, Summer 2011

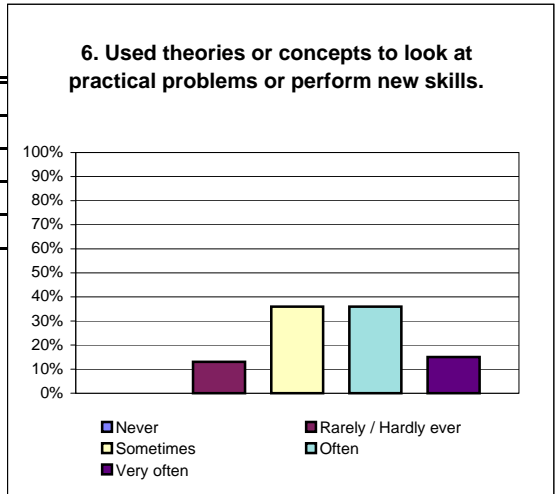
5. Judged the quality, value and accuracy of methods, positions, arguments or information.

| Response | N | % |
|----------------------|-----------|-------------|
| Never | 0 | 0% |
| Rarely / Hardly ever | 3 | 8% |
| Sometimes | 3 | 8% |
| Often | 19 | 49% |
| Very often | 14 | 36% |
| Total | 39 | 100% |



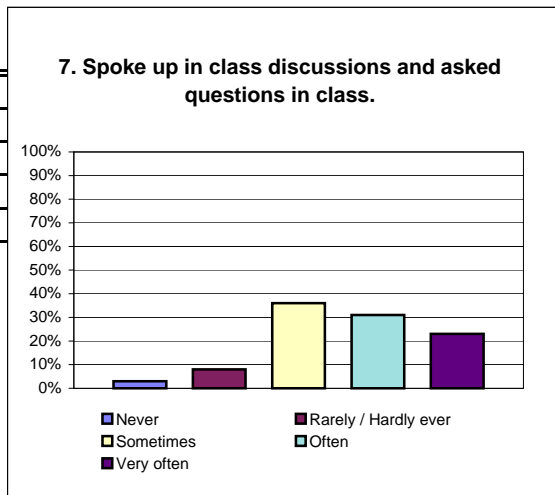
6. Used theories or concepts to look at practical problems or perform new skills.

| Response | N | % |
|----------------------|-----------|-------------|
| Never | 0 | 0% |
| Rarely / Hardly ever | 5 | 13% |
| Sometimes | 14 | 36% |
| Often | 14 | 36% |
| Very often | 6 | 15% |
| Total | 39 | 100% |



7. Spoke up in class discussions and asked questions in class.

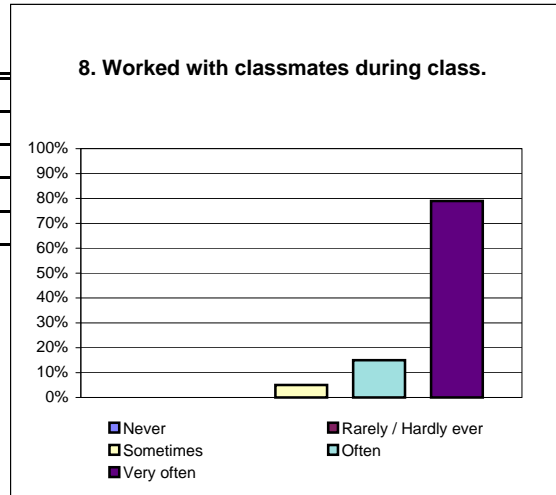
| Response | N | % |
|----------------------|-----------|-------------|
| Never | 1 | 3% |
| Rarely / Hardly ever | 3 | 8% |
| Sometimes | 14 | 36% |
| Often | 12 | 31% |
| Very often | 9 | 23% |
| Total | 39 | 100% |



APALI LinC Course, Summer 2011

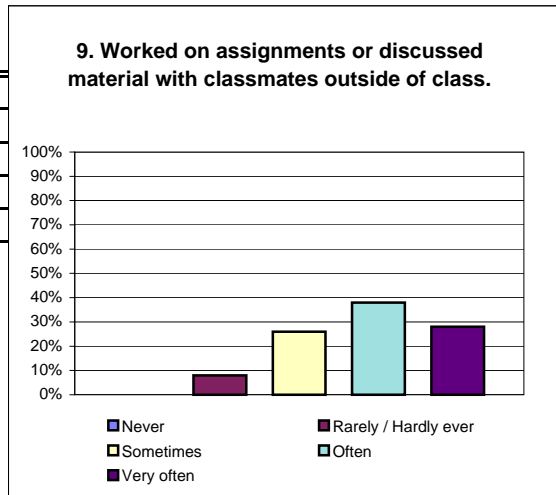
8. Worked with classmates during class.

| Response | N | % |
|----------------------|-----------|-------------|
| Never | 0 | 0% |
| Rarely / Hardly ever | 0 | 0% |
| Sometimes | 2 | 5% |
| Often | 6 | 15% |
| Very often | 31 | 79% |
| Total | 39 | 100% |



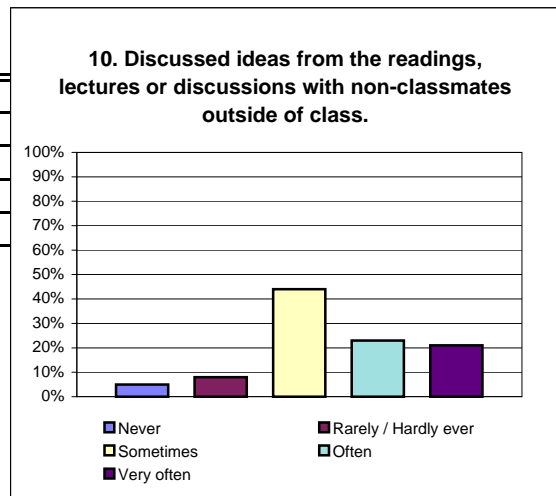
9. Worked on assignments or discussed material with classmates outside of class.

| Response | N | % |
|----------------------|-----------|-------------|
| Never | 0 | 0% |
| Rarely / Hardly ever | 3 | 8% |
| Sometimes | 10 | 26% |
| Often | 15 | 38% |
| Very often | 11 | 28% |
| Total | 39 | 100% |



10. Discussed ideas from the readings, lectures or discussions with non-classmates outside of class.

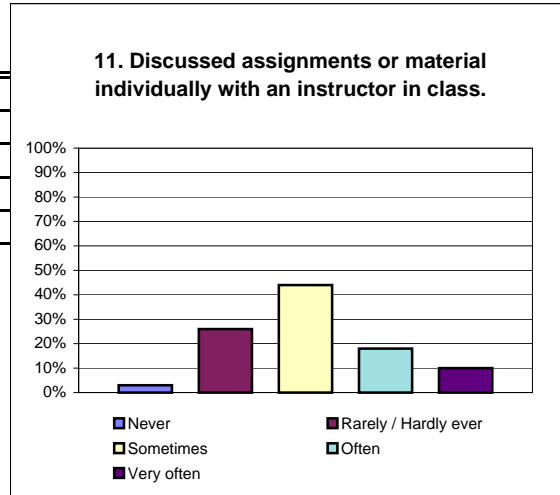
| Response | N | % |
|----------------------|-----------|-------------|
| Never | 2 | 5% |
| Rarely / Hardly ever | 3 | 8% |
| Sometimes | 17 | 44% |
| Often | 9 | 23% |
| Very often | 8 | 21% |
| Total | 39 | 100% |



APALI LinC Course, Summer 2011

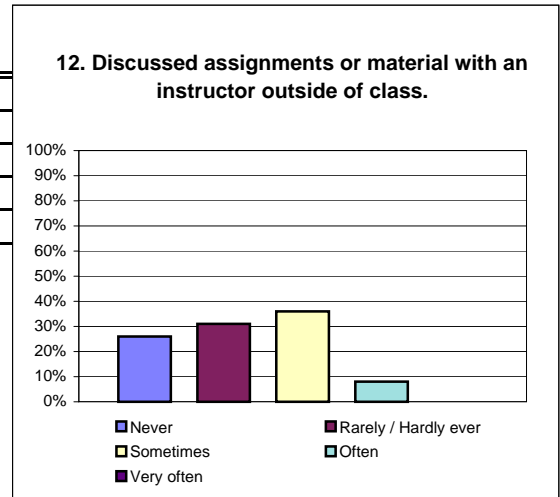
11. Discussed assignments or material individually with an instructor in class.

| Response | N | % |
|----------------------|-----------|-------------|
| Never | 1 | 3% |
| Rarely / Hardly ever | 10 | 26% |
| Sometimes | 17 | 44% |
| Often | 7 | 18% |
| Very often | 4 | 10% |
| Total | 39 | 100% |



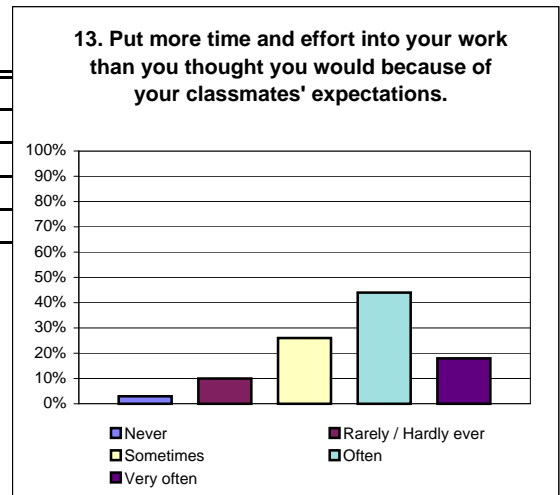
12. Discussed assignments or material with an instructor outside of class.

| Response | N | % |
|----------------------|-----------|-------------|
| Never | 10 | 26% |
| Rarely / Hardly ever | 12 | 31% |
| Sometimes | 14 | 36% |
| Often | 3 | 8% |
| Very often | 0 | 0% |
| Total | 39 | 100% |



13. Put more time and effort into your work than you thought you would because of your classmates' expectations.

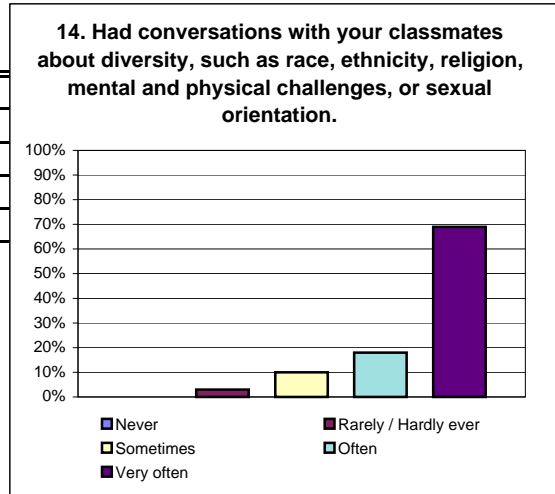
| Response | N | % |
|----------------------|-----------|-------------|
| Never | 1 | 3% |
| Rarely / Hardly ever | 4 | 10% |
| Sometimes | 10 | 26% |
| Often | 17 | 44% |
| Very often | 7 | 18% |
| Total | 39 | 100% |



APALI LinC Course, Summer 2011

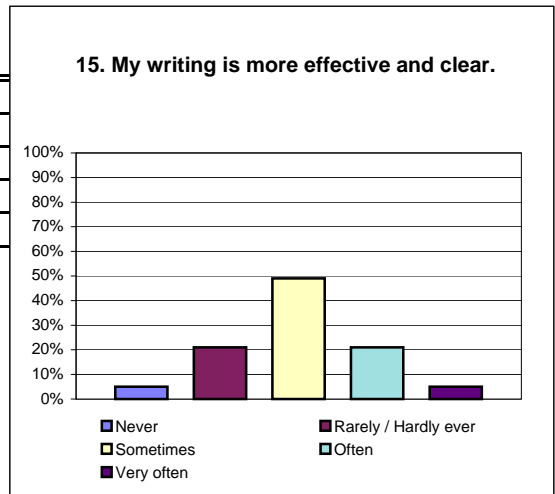
14. Had conversations with your classmates about diversity, such as race, ethnicity, religion, mental and physical challenges, or sexual orientation.

| Response | N | % |
|----------------------|-----------|-------------|
| Never | 0 | 0% |
| Rarely / Hardly ever | 1 | 3% |
| Sometimes | 4 | 10% |
| Often | 7 | 18% |
| Very often | 27 | 69% |
| Total | 39 | 100% |



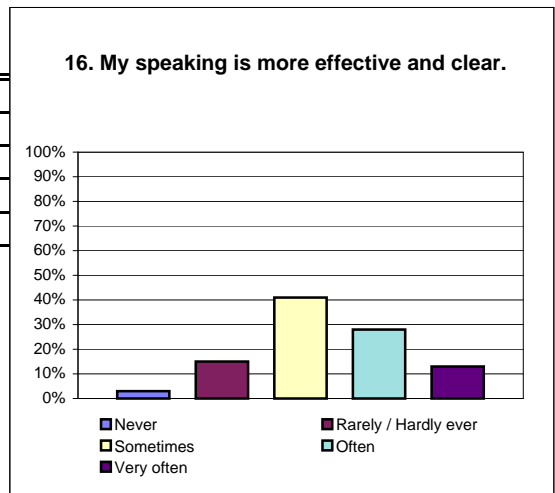
15. My writing is more effective and clear.

| Response | N | % |
|----------------------|-----------|-------------|
| Never | 2 | 5% |
| Rarely / Hardly ever | 8 | 21% |
| Sometimes | 19 | 49% |
| Often | 8 | 21% |
| Very often | 2 | 5% |
| Total | 39 | 100% |



16. My speaking is more effective and clear.

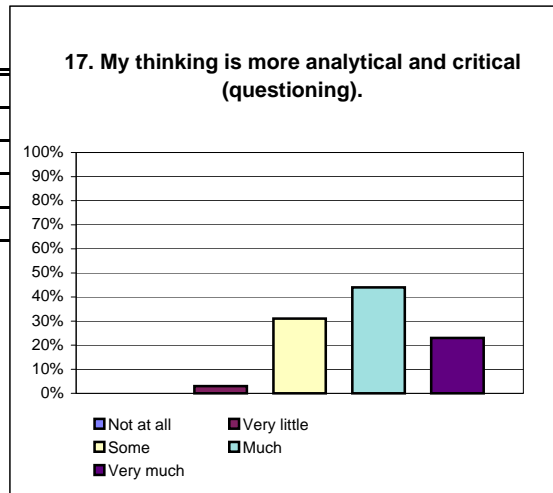
| Response | N | % |
|----------------------|-----------|-------------|
| Never | 1 | 3% |
| Rarely / Hardly ever | 6 | 15% |
| Sometimes | 16 | 41% |
| Often | 11 | 28% |
| Very often | 5 | 13% |
| Total | 39 | 100% |



APALI LinC Course, Summer 2011

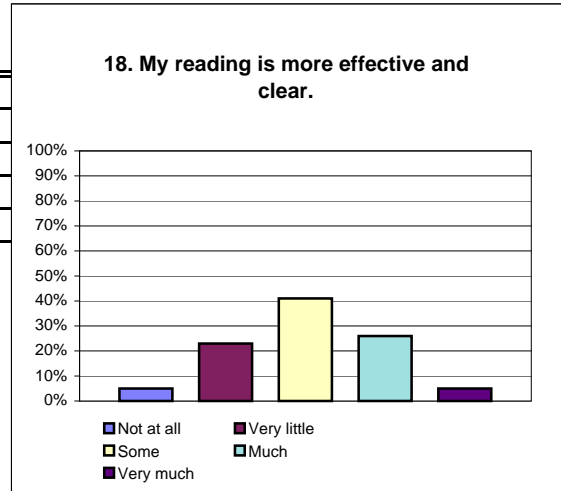
17. My thinking is more analytical and critical (questioning).

| Response | N | % |
|--------------|-----------|-------------|
| Not at all | 0 | 0% |
| Very little | 1 | 3% |
| Some | 12 | 31% |
| Much | 17 | 44% |
| Very much | 9 | 23% |
| Total | 39 | 100% |



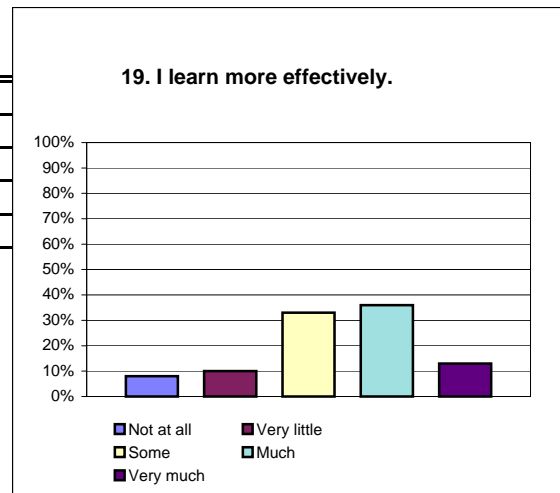
18. My reading is more effective and clear.

| Response | N | % |
|--------------|-----------|-------------|
| Not at all | 2 | 5% |
| Very little | 9 | 23% |
| Some | 16 | 41% |
| Much | 10 | 26% |
| Very much | 2 | 5% |
| Total | 39 | 100% |



19. I learn more effectively.

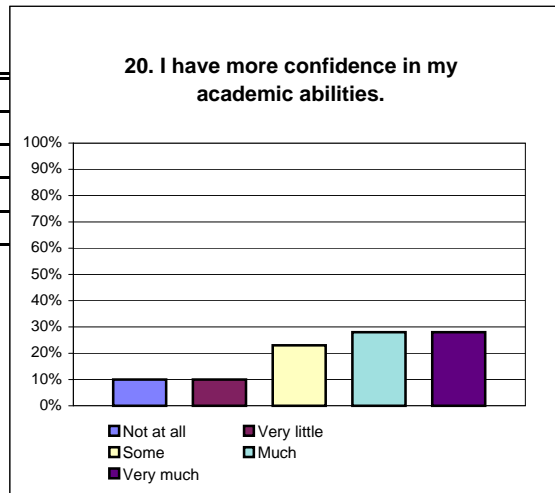
| Response | N | % |
|--------------|-----------|-------------|
| Not at all | 3 | 8% |
| Very little | 4 | 10% |
| Some | 13 | 33% |
| Much | 14 | 36% |
| Very much | 5 | 13% |
| Total | 39 | 100% |



APALI LinC Course, Summer 2011

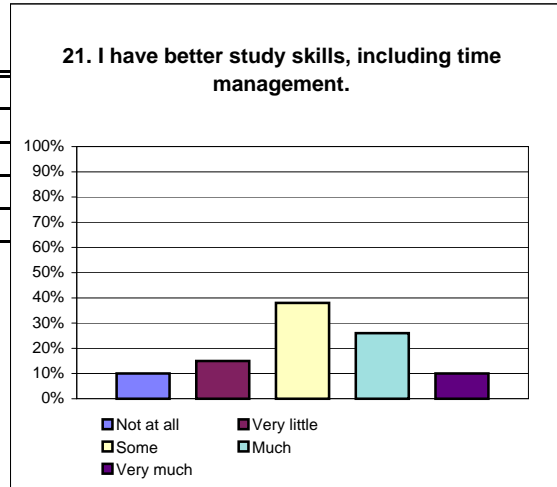
20. I have more confidence in my academic abilities.

| Response | N | % |
|--------------|-----------|-------------|
| Not at all | 4 | 10% |
| Very little | 4 | 10% |
| Some | 9 | 23% |
| Much | 11 | 28% |
| Very much | 11 | 28% |
| Total | 39 | 100% |



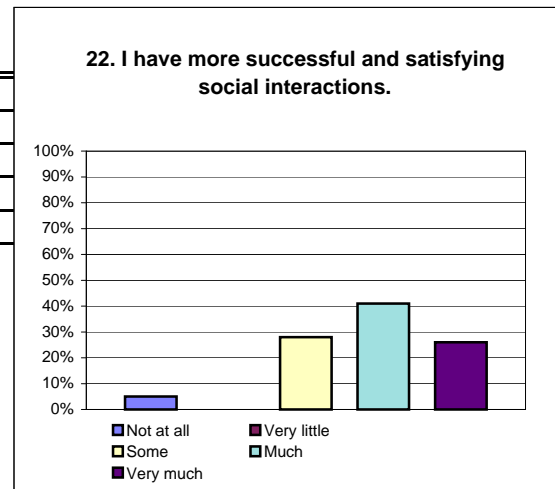
21. I have better study skills, including time management.

| Response | N | % |
|--------------|-----------|-------------|
| Not at all | 4 | 10% |
| Very little | 6 | 15% |
| Some | 15 | 38% |
| Much | 10 | 26% |
| Very much | 4 | 10% |
| Total | 39 | 100% |



22. I have more successful and satisfying social interactions.

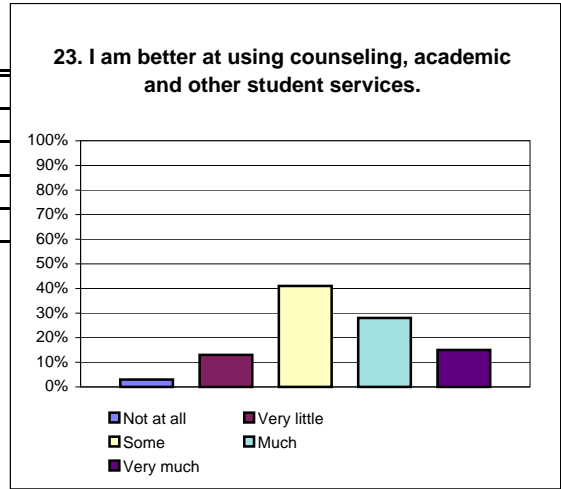
| Response | N | % |
|--------------|-----------|-------------|
| Not at all | 2 | 5% |
| Very little | 0 | 0% |
| Some | 11 | 28% |
| Much | 16 | 41% |
| Very much | 10 | 26% |
| Total | 39 | 100% |



APALI LinC Course, Summer 2011

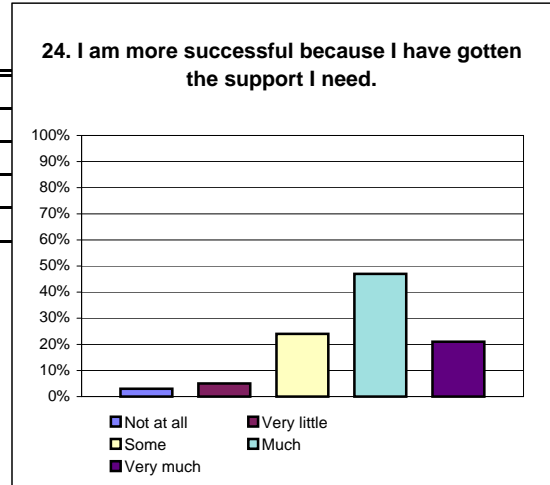
23. I am better at using counseling, academic and other student services.

| Response | N | % |
|--------------|-----------|-------------|
| Not at all | 1 | 3% |
| Very little | 5 | 13% |
| Some | 16 | 41% |
| Much | 11 | 28% |
| Very much | 6 | 15% |
| Total | 39 | 100% |



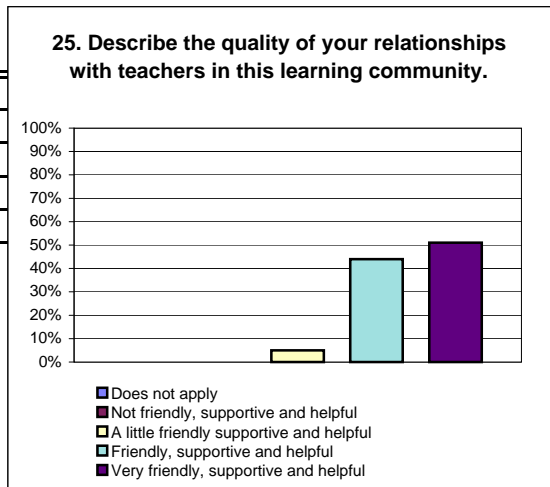
24. I am more successful because I have gotten the support I need.

| Response | N | % |
|--------------|-----------|-------------|
| Not at all | 1 | 3% |
| Very little | 2 | 5% |
| Some | 9 | 24% |
| Much | 18 | 47% |
| Very much | 8 | 21% |
| Total | 38 | 100% |



25. Describe the quality of your relationships with teachers in this learning community.

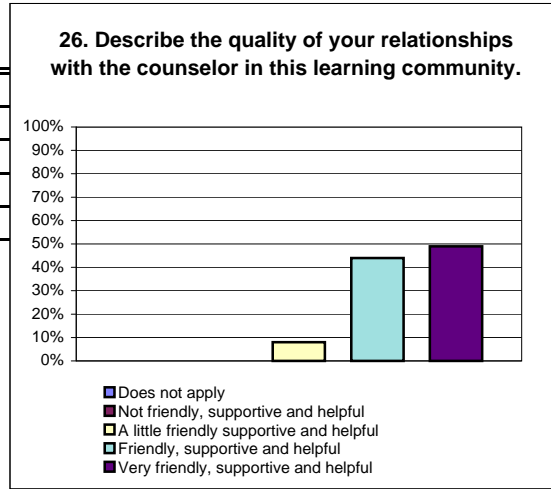
| Response | N | % |
|--|-----------|-------------|
| Does not apply | 0 | 0% |
| Not friendly, supportive and helpful | 0 | 0% |
| A little friendly supportive and helpful | 2 | 5% |
| Friendly, supportive and helpful | 17 | 44% |
| Very friendly, supportive and helpful | 20 | 51% |
| Total | 39 | 100% |



APALI LinC Course, Summer 2011

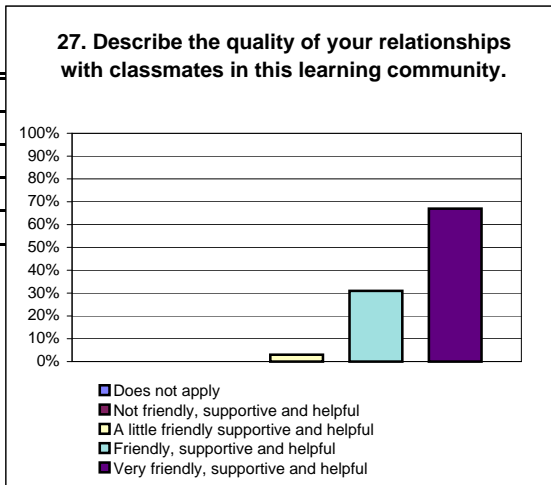
26. Describe the quality of your relationships with the counselor in this learning community.

| Response | N | % |
|--|-----------|-------------|
| Does not apply | 0 | 0% |
| Not friendly, supportive and helpful | 0 | 0% |
| A little friendly supportive and helpful | 3 | 8% |
| Friendly, supportive and helpful | 17 | 44% |
| Very friendly, supportive and helpful | 19 | 49% |
| Total | 39 | 100% |



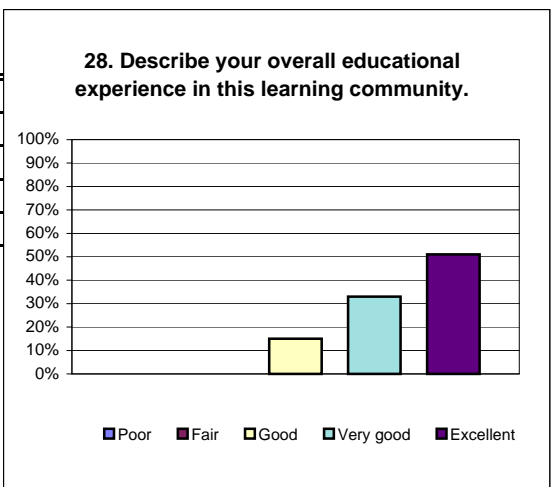
27. Describe the quality of your relationships with classmates in this learning community.

| Response | N | % |
|--|-----------|-------------|
| Does not apply | 0 | 0% |
| Not friendly, supportive and helpful | 0 | 0% |
| A little friendly supportive and helpful | 1 | 3% |
| Friendly, supportive and helpful | 12 | 31% |
| Very friendly, supportive and helpful | 26 | 67% |
| Total | 39 | 100% |



28. Describe your overall educational experience in this learning community.

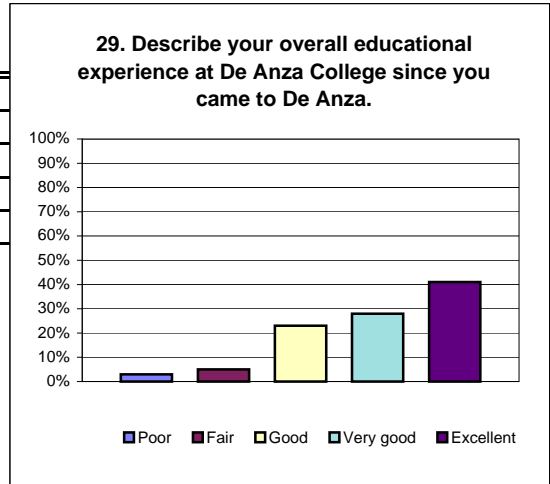
| Response | N | % |
|--------------|-----------|-------------|
| Poor | 0 | 0% |
| Fair | 0 | 0% |
| Good | 6 | 15% |
| Very good | 13 | 33% |
| Excellent | 20 | 51% |
| Total | 39 | 100% |



APALI LinC Course, Summer 2011

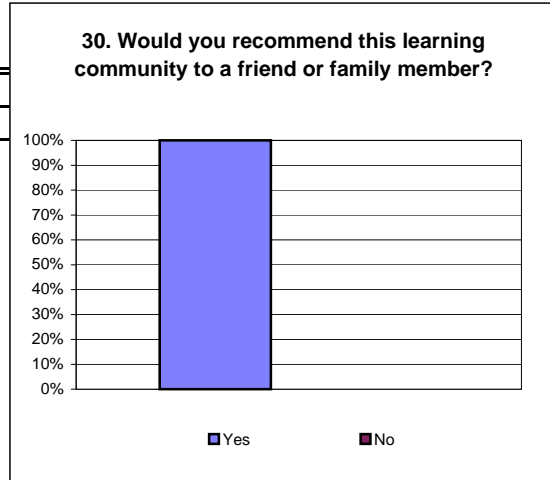
29. Describe your overall educational experience at De Anza College since you came to De Anza.

| Response | N | % |
|--------------|-----------|-------------|
| Poor | 1 | 3% |
| Fair | 2 | 5% |
| Good | 9 | 23% |
| Very good | 11 | 28% |
| Excellent | 16 | 41% |
| Total | 39 | 100% |



30. Would you recommend this learning community to a friend or family member?

| Response | N | % |
|--------------|-----------|-------------|
| Yes | 39 | 100% |
| No | 0 | 0% |
| Total | 39 | 100% |





De Anza College Learning in Communities Survey

Page 1 of 2

This survey will be used for research purposes only. All responses will remain anonymous and any data that is reported will be at the aggregate level (no individual data will be given out). You may choose not to answer any question.

This survey will help the Learning in Communities(LinC) Program serve students better. The results will be given to the research staff, not your instructor. This survey is voluntary and completing it shows your willingness to participate.

Please answer all questions in relation to this learning community this quarter.

We greatly appreciate your participation!

1. How did you find out about this learning community?

2. What is the most important reason you enrolled in this learning community?

In this learning community, how often have you done items #3-16?

Please rate your experiences using the following scale:

- 1 = Never**
- 2 = Rarely / Hardly ever**
- 3 = Sometimes**
- 4 = Often**
- 5 = Very often**

3. Connected and integrated ideas, concepts or skills from the different classes in the learning community when discussing material and doing assignments.

4. Looked at new ways to synthesize, connect or organize information, ideas and experiences.

5. Judged the quality, value and accuracy of methods, positions, arguments or information.

6. Used theories or concepts to look at practical problems or perform new skills.

0 = Click Here

7. Spoke up in class discussions and asked questions in class.

0 = Click Here

8. Worked with classmates during class.

0 = Click Here

9. Worked on assignments or discussed material with classmates outside of class.

0 = Click Here

10. Discussed ideas from the readings, lectures or discussions with non-classmates outside of class.

0 = Click Here

11. Discussed assignments or material individually with an instructor in class.

0 = Click Here

12. Discussed assignments or material with an instructor outside of class.

0 = Click Here

13. Put more time and effort into your work than you thought you would because of your classmates' expectations.

0 = Click Here

14. Had conversations with your classmates about diversity, such as race, ethnicity, religion, mental and physical challenges, or sexual orientation.

0 = Click Here

Next Page



De Anza College Learning in Communities Survey

Page 2 of 2

What benefits have you gotten by your experience in this learning community?

Please use the following scale when answering #17-26:

- 1 = Not at all
- 2 = Very little
- 3 = Some
- 4 = Much
- 5 = Very much

15. My writing is more effective and clear.

16. My speaking is more effective and clear.

17. My thinking is more analytical and critical (questioning).

18. My reading is more effective and clear.

19. I learn more effectively.

20. I have more confidence in my academic abilities.

21. I have better study skills, including time management.

22. I have more successful and satisfying social interactions.

23. I am better at using counseling, academic and other student services.

24. I am more successful because I have gotten the support I need.

25. Describe the quality of your relationships with teachers in this learning community.

26. Describe the quality of your relationships with the counselor in this learning community.

27. Describe the quality of your relationships with classmates in this learning community.

28. Describe your overall educational experience in this learning community.

29. Describe your overall educational experience at De Anza College since you came to De Anza.

0 = Click Here

30. Would you recommend this learning community to a friend or family member?

0 = Click Here

Thank you again for your feedback!

[Submit Survey](#)