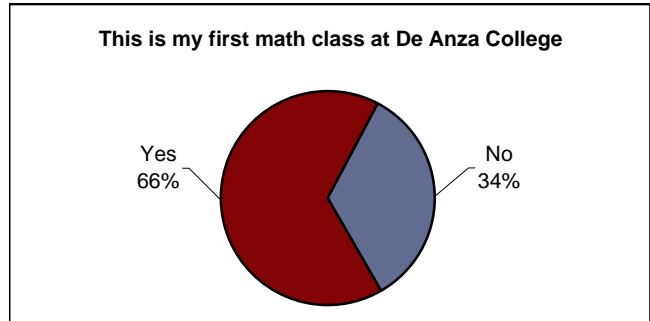


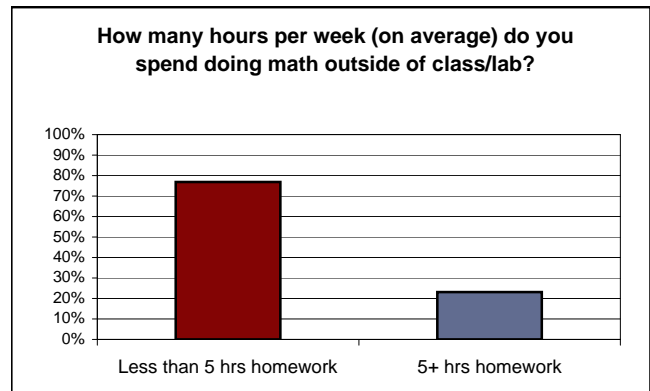
2. This is my first math class at De Anza College

| <u>Response</u> | <u>Number</u> | <u>Percent</u> |
|-----------------|---------------|----------------|
| Yes | 123 | 66% |
| No | 63 | 34% |
| Total Responses | 186 | 100% |



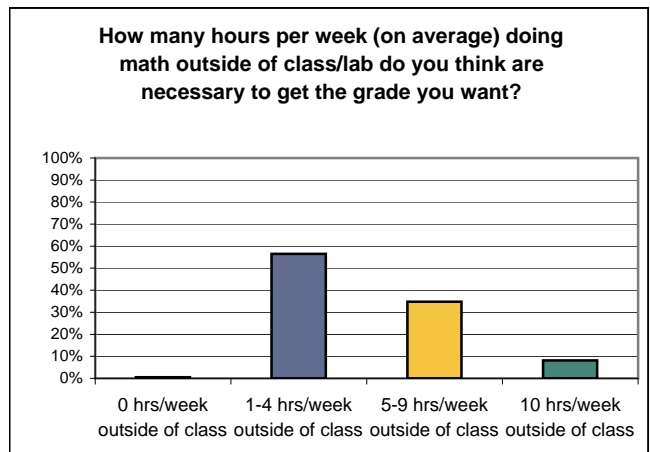
3. How many hours per week (on average) do you spend doing math outside of class/lab?

| <u>Response</u> | <u>Number</u> | <u>Percent</u> |
|--------------------------|---------------|----------------|
| Less than 5 hrs homework | 143 | 77% |
| 5+ hrs homework | 43 | 23% |
| Total Responses | 186 | 100% |



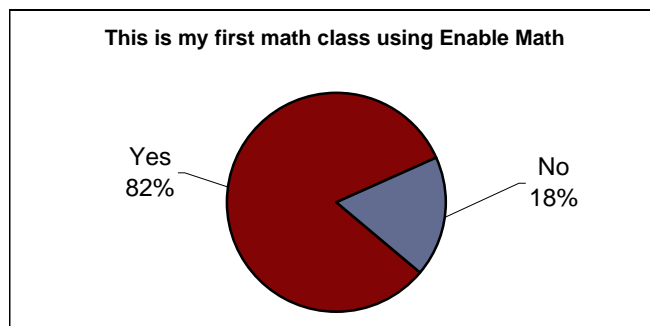
4. How many hours per week (on average) doing math outside of class/lab do you think are necessary to get the grade you want?

| <u>Response</u> | <u>Number</u> | <u>Percent</u> |
|-------------------------------|---------------|----------------|
| 0 hrs/week outside of class | 1 | 1% |
| 1-4 hrs/week outside of class | 104 | 57% |
| 5-9 hrs/week outside of class | 64 | 35% |
| 10 hrs/week outside of class | 15 | 8% |
| Total Responses | 184 | 100% |



5. This is my first math class using Enable Math

| <u>Response</u> | <u>Number</u> | <u>Percent</u> |
|-----------------|---------------|----------------|
| Yes | 152 | 82% |
| No | 33 | 18% |
| Total Responses | 185 | 100% |



Please rate your experience with the EnableMath software this semester

| | Strongly Agree | | Agree | | Disagree | | Stongly Disagree | | Total Responses | |
|---|----------------|-----|-------|-----|----------|-----|------------------|----|-----------------|------|
| | Count | % | Count | % | Count | % | Count | % | Count | % |
| I felt more enghaged using EnableMath | 54 | 29% | 96 | 52% | 30 | 16% | 6 | 3% | 186 | 100% |
| EnableMath helped me learn more math than I would have without the software | 51 | 28% | 84 | 45% | 44 | 24% | 6 | 3% | 185 | 100% |
| EnableMath helped to improve my grade | 51 | 27% | 84 | 45% | 43 | 23% | 8 | 4% | 186 | 100% |
| I learned some facts from EnableMath that were not presented in the lecture | 31 | 17% | 85 | 46% | 60 | 32% | 9 | 5% | 185 | 100% |
| I would take another math class with EnableMath | 74 | 40% | 80 | 43% | 21 | 11% | 10 | 5% | 185 | 100% |
| I would recommend the EnableMath program to other students | 71 | 38% | 84 | 45% | 24 | 13% | 6 | 3% | 185 | 100% |

Please rate your experience with the Noel Levitz College Student Inventory Survey conducted at the beginning of the term

| | Strongly Agree | | Agree | | Disagree | | Stongly Disagree | | Total Responses | |
|--|----------------|-----|-------|-----|----------|-----|------------------|-----|-----------------|------|
| | Count | % | Count | % | Count | % | Count | % | Count | % |
| Completing the CSI was worth the time | 26 | 14% | 87 | 48% | 48 | 27% | 20 | 11% | 181 | 100% |
| I learned something about myself while completing the CSI that will help me meet my goals at De Anza | 28 | 15% | 78 | 43% | 54 | 30% | 21 | 12% | 181 | 100% |
| As I result of the CSI and the counselor presentation I am more likely to take advantage of college services | 34 | 19% | 86 | 48% | 46 | 26% | 14 | 8% | 180 | 100% |
| I went to see a counselor with questions as a result of the CSI | 14 | 8% | 33 | 18% | 98 | 54% | 37 | 20% | 182 | 100% |
| The feedback from the CSI helped me to do better in the class | 15 | 8% | 59 | 32% | 78 | 43% | 30 | 16% | 182 | 100% |