



Flea Market Newsletter

July 2006



Volume 4, Issue 1

www.deanza.edu/fleamarket/news_archive.html

Produced by De Anza Student Activities

(408) 864-8414

fleamarket@deanza.edu

www.deanza.edu/fleamarket

POST YOUR ENTRY TICKET AND SELLER'S PERMIT IN PLAIN VIEW AT YOUR SELLING AREA

This is important, as our staff must verify that you are in the correct selling area. This can easily be accomplished by using tape, string, wire, etc. to attach your selling ticket and seller's permit in clear view. We now must also require that you display your seller's permit pursuant to state code Section 6067 (Issuance and Display of Permit). "...A permit is not assignable and is valid only for the person whose name it is issued and for the transaction of business at the place designated therein. It shall at all times be conspicuously displayed at the place for which issued."


TICKETS ARE NON-TRANSFERABLE

Ticket purchaser (name on ticket) must be present the entire day of the Flea Market. Tickets are non-transferable, no subletting, no sharing spaces. Refund request must be submitted and received by the Flea Market Office prior to 5:00 PM the Thursday before the Flea Market. Original confirmation ticket required for refund, \$5.00 refund processing fee deducted from refund. **No Credits, No Rainchecks.**

WEATHER REPORTS

For the latest weather report please visit

www.weather.com



VEHICLE TRAFFIC

Vendors may enter the vendor selling areas from 5:30 AM until 7:30 AM. Lots are closed to in-and-out traffic between **7:30 AM and 2:00 PM**. No vehicle traffic allowed within the vendor selling areas between **7:30 AM and 2:00 PM**. Vendors needing to leave prior to 2:00 PM must first get permission from the Information Booth and get a walking escort if available. All vehicles must be offsite by 6:00 PM or you will be charged a late departure fee.

MULTIPLE VEHICLES

Each and every vehicle entering the Flea market must have an entry ticket. If you need to bring in a 2nd vehicle it must have a copy of the entry ticket and both vehicles must enter together at the same time.

"PACK IT IN PACK IT OUT"

In an effort to keep your registration fees low, we require all vendors to pack out all their trash, garbage, boxes, unsold items, etc. **Garbage, trash and recycle services are not provided for vendors.** PLEASE DO NOT USE ANY GARBAGE CANS OR DEBRIS BOXES ON CAMPUS FOR ANYTHING. Garbage cans are intended for customer food related disposal only. Leave your vendor space and the rest of the campus as clean as you found it. Clean-up charges rise dramatically for extra clean-up efforts. SO PLEASE PACK OUT ALL YOUR TRASH, GARBAGE, BOXES and UNSOLD ITEMS. **Failure to comply may result in fines and/or lockout.**



over please


WHERE DO I PARK MY VEHICLE????

Normally you need to park your vehicle in your assigned selling area. If you unload and move your vehicle, it must be OUT of the Flea Market Selling Area in an approved parking lot with a paid parking permit (\$5.00 from the parking attendant, not the machine). Do Not take up another space in the Flea Market unless you have paid for that selling area.



HOW FAR CAN I SET UP MY MERCHANDISE?????

Some of you are exceeding the size of your selling area. If you extend forward beyond the parking stripes you are beyond the selling area and will be asked to pull your displays, merchandise, etc. back to the appropriate areas. Please do not set up in the dirt areas (end caps/planting areas).




BOUNDARY LINE



SUPPORT OUR CLUBS

Volunteers from De Anza clubs staff the Drink and Hamburger Concession Stands at the Flea market. Quench your thirst and satisfy your hunger while donating to a good cause.

www.deanza.edu/clubs



ON-CAMPUS VENDING

There is space available for vending on the De Anza College Campus. For more information please visit us on the web at

www.deanza.edu/studentactivities/vending

or contact Dennis Armen Shannakian at (408) 864-8757.

