

Art Session 1 and 2

Announcements:

- Hand in midterms and assignment folders at end of class today
- Field trip – have carpooling set up today!!! before you leave

Art Session 2:

- atmospheric perspective
- Composition

SRC assignment

Art session 1B

shading and texture

work time



Introduction to Art Session 2

Landscape Drawing





Skyline Ridge Open Space Preserve Field Trip

Art Assignment #2:

The landscape: foreground, middle ground & background

Atmospheric perspective- showing distance

Basics of Composition

Art session 2 terms

Atmospheric perspective

Composition

Focal point

Rule of thirds

Plein aire

Skyline Ridge Field Trip

Art Assignment #2:

Plein aire landscape drawing
of a natural scene

Must show distance using
the elements we cover in
class.

Detail, size & contrast

Also, consider composition,
focal point and rule of
3rds



ATMOSPHERIC PERSPECTIVE



Foreground, middle ground and
background

ATMOSPHERIC PERSPECTIVE



Illusion of distance:

- DETAIL** - Less detail and texture
- SIZE**- Decrease in size of objects
- Contrast** of value lessens
- COLOR**- Bluening and fading of color


ATMOSPHERIC PERSPECTIVE















Art assignment # 3





Skylar Open Space Preserve

Tommy's Art June 12, 2000





Robert Batemen:

wildlife artist

biologist

conservationist



Basics of Composition

The arrangement of elements or subject matter in an image

Successful composition leads the viewers eye throughout the image leading to the focal point.


Using directional lines, color and detail



Composition

Focal point:

Center of interest
point where the
viewers eye is
drawn.



Composition

Rule of thirds:

A guideline on how to arrange the elements of an image effectively

Divides the image into thirds horizontally and vertically

The focal point or important compositional elements should be placed on or at the intersection of these lines

Creates interest and tension.





Rule of thirds



Image Analysis Assignment

- SRC google search Robert Bateman's artwork
- Choose image with more than one element.
- Draw a simple sketch of the major elements
- Divide it into 1/3's

Do a write up describing the composition

- How does it show distance?
- Does it follow the rule of thirds?
- Does it lead the viewers eye around the image? How?
- Directional lines? Color?
- Where is the focal point? How do you know ? Location? Etc.



Edge of the woods, Robert Bateman

Composition assignment Example

This image shows distance using...

- **size** of objects ie posts, deer, trees, fence become smaller in distance
- **Contrast**- blacks are faded in the distance, shadows are darker foreground.
- **Detail** – more texture and detail in the foreground

Composition- how the image is organized

Tangle of posts leads my eye into the distance to the **real** focal point – deer (warmest color)

vertical tree trunks keep my attention on the focal pt.

the fence on horizon leads my eye again back to the focal point.

Follows the rule of 1/3's because the focal point is in the upper left of image.



Edge of the woods, Robert Bateman

Be sure the image has more than one element ie don't choose a painting with only one subject isolated in space....

